

explore. create. aspire.



2016 PRODUCT CATALOG

A woman with dark hair is smiling and looking towards the camera. She is holding a large, flowing, translucent yellow fabric that cascades down from the top left. The background is a warm, orange-toned gradient. The overall mood is creative and joyful.

explore the unexpected. create the u

A photograph of a man and a woman smiling, overlaid with a warm orange-to-red gradient. The man is on the left, partially visible, and the woman is in the center, looking towards the camera. The text is positioned at the bottom of the image.

*unknown. **aspire** the unimaginable.*



categorical index

34	Accessories	30	Fume Hood	20	Sink Stations
14	Adjustable Height Tables	56	Hydroponics Center	16	Stainless Steel Tables
18	Add-A-Cabinet	9	Laboratory Tables	110	Stools & Benches
11	Book Compartment Tables	15	Metal Tables	112	Surface Guide
53	Book Trucks	37	Mobile Demo Units	44	Tall Storage
17	Cabinet Tables	41	Mobile Storage	12	Trapezoid Tables
57	Oak Casework	13	Riser Tables	19	Wall Service Benches
31	Desks	54	Safety	21	Workstations

numerical index

PAGE #	ITEM #	PRODUCT NAME	PAGE #	ITEM #	PRODUCT NAME
9	P7000	Series Tables	24	1600 Series	Octagon Workstation
10	A7000	Series Tables	25	2900 Series	EZ Lift Workstation
11	C7000	Series Tables	25	2894K	EZ Lift Workstation
11	L3X	Replacement Table Leg	26	C2500 Series	Island Workstation
12	TZ7000	Series Trapezoid Tables	26	C2700 Series	Island Workstation
12	TZM7000	Series Trapezoid Media Table	27	C2400 Series	Island Workstation
13	9010	Adjustable Rotating Mechanism	27	C2600 Series	Island Workstation
13	PR7000	Series Riser Tables	28	2800 Series	Perimeter Workstations
14	PR8000	Series Riser Tables	29	3400 & 3500	Peninsular Workstation
14	P8000	Series Adjustable Tables	30	1800K	Mobile Fume Hood
14	100709X4	Set of 4 Casters	30	235640	Replacement Filter
15	X7000	Series Metal Activity Tables	31	1300 Series	VersaCurve Desk
15	X8000	Series Adj Ht Metal Tables	12,31	251635	40" Television
16	XS	Series Stainless Steel Tables	32	1100	Series Instructor's Desk
17	2000	Series Cabinet Tables	32	1131K	Teacher's Work Desk
17	C2000 Series	Cabinet Tables	33	1200 Series	Instructor's Desk
18	H7146 Series	Add-A-Cabinet	34	206505	Rod Socket
18	M Series	Mobile Cabinets	34	100047-49	Gas Cocks
19	3200 Series	Wall Service Bench	34	100466	Gas Cock
20	1536K	Trifacial Workstation	34	100074-BKR	Multi-Service Fixture
20	3116K	Service Island	34	100051	Cold Water Fixture
20	3303K	Clean Up Sink	34	100061	Hot Water Fixture
21-23	2900 Series	Forward Vision Workstation	34	100467	Mixing Faucet
24	1500 Series	Octagon Workstation	34	100013	Hand Pump

numerical index

PAGE #	ITEM #	PRODUCT NAME	PAGE #	ITEM #	PRODUCT NAME
34	100728X4	Floor Mounting Brackets	44	357-XX22	Glass Door Cabinet
34	100118	Plastic Jug	45	313-2422	Solid Door Cabinet
34	100076X4	Rubber Let Boots	45	353-XX22	Solid Door Cabinet
35	1140 Series	Side Desk	45	318-2422	Solid Door Cabinet
35	100994	Lab Hand	45	356-XX22	Solid Door Cabinet
35	100245GRARM	Greenlaw Arm	46	350-4822	Tote Tray Cabinet
35	100604	Upright Set	46	351-4822	Tote Tray & Shelving Cabinet
35	100002-3	Aluminum Clamp	47	354-4830	Rock/Paper Storage Cabinet
35	100004	Upright	47	FFS Series	Flat File Storage
35	10005-7	Crossbar	48	360-3622	Wardrobe Cabinet
36	4000K	Mirror	48	370-2416	Microscope Cabinet
36	4001K	Mirror/Markerboard	48	372-XX16	Microscope Cabinet
36	4111K	Economy Lab Table	49	373-3616	Microscope Cabinet
37	4121K	Mobile Laboratory Unit	50	CC Series	Wood Cubbies
37	4222K	Mobile Demo Table	50	BP Series	Backpack Lockers
38	4342K	Mobile Demo Unit	51	375-77 Series	Skeleton Cabinet
38	4332K	Mobile Desk with Storage	51	380-4822	Display Cabinet
39	HWS-3624	Hot Water Station	52	LW-8	Learning Wall
39	4352K ADA	Mobile Lab	52	301-XX22	Bookcases
40	4544	Mobile Media Cabinet	52	445-446 Series	Chemical Storage
40	249997	Universal Tablet Holder	53	BT Series	Book Trucks
41	4101K	Mobile Storage Cabinet	54	6900 Series	Shower Eyewash
41	4400 Series	Mobile Storage	54	6950K	Safety Station
41	4500 Series	Mobile Demo Cart	55	FAB-7230	First Aid Bench
42	4751K	Mobile Tote Tray Storage	55	FAC-3613	First Aid Safety Wall Cabinet
42	100135	Tote Tray	56	HCG-52	Hydroponics Growing Center
42	4901K	Write-N-Roll Mobile Storage	57	121-3622	Oak Cabinet
42	5201K	Mobile Balance Cabinet	57	106-3622	Oak Cabinet
43	4741K	Mobile Microscope Cabinet	57	103-3622	Oak Cabinet
43	4701K	Mobile Microscope Cabinet	57	D03 Series	Wall Cabinet
43	5201K	Mobile Laptop Cabinet	57	D06 Series	Wall Cabinet
44	315-2422	Glass Door Cabinet	57	207529-30	Epoxy Top
44	358-XX22	Glass Door Cabinet	57	214515-16	Phenolic Top
44	320-2422	Glass Door Cabinet	57	100283	Rubber Base Molding



MAS Certified Green®

The following product areas are included in the certification: Plain Apron Tables, Book Compartment Tables, Riser Tables, Mobile Storage, Add-A-Cabinet, Storage Cabinet Tables, Wall Service Benches, Workstations, Instructor Desk, Demo Units, and Mobile Storage.



USA Manufactured

We are proud to manufacture here in the USA. From our customer service department to assembly to shipping, we keep it close to home.

CARB Compliant (California Air Resources Board)

Meet regulations that establishes the toughest production standard in the world for formaldehyde emissions from composite wood products.



categorical index


72	Accessories	74	FACE	61	Riser Tables
60	Adjustable Height Tables	78	Flat Storage	73	Solvent Storage
75	Art & Design	71	Learning Units	110	Stools & Benches
62	Art Table	70	Light Tables	80	Tall Storage
111	Maple Casework	93	Lumber Storage	86	Tool Storage
106	Culinary	90	Mobile Storage	95	Workbenches
63	Drafting Tables	58	Planning Tables		

numerical index

PAGE #	ITEM #	PRODUCT NAME	PAGE #	ITEM #	PRODUCT NAME
58	PT-6X Series	Pedestal Table	66	DTA-21A	Two Station Drawing Table
59	PT-7248 Series	Pedestal Table	67	DT-80 Series	Drawing Table
59	WX4 Series	Table	67	CDTC-72	Two Station Drawing Table
60	ALT Series	Adaptable Table	68	ALTD Series	Adjustable Drawing Table
60	PR8000 Series	Riser Table	69	IDT Series	Instructor's Table
61	PR7000 Series	Riser Table	69	PT-72 Series	Planning Desk
61	9010	ARM	69	PLB-201	Planning & Layout Bench
62	P7000 Series	Planning Tables	70	CT-200P Series	Work Desk
62	C7000 Series	Tables	70	MCT-200P Series	Work Desk
62	M Series	Mobile Cabinets	70	LT-4424	Light Table
63	CDTC-1 Series	Drawing Table	70	LT-3222	Light Table
72	2201-42	Parallel Ruler	71	4544 Series	Mobile Media Cabinet
72	VBC44-5	Vyco Board Cover	71	LW Series	Knowledge Plus Wall
63	CDTC-60	Cad Table	72	MEA-FP	Flat Panel Monitor Arm
64	PDT-2420	Portable Drafting Table	72	OWC Series	Oil Waste Can
64	CDTC-70 Series	Drawing Tables	73	ACC-45	Acid/Corrosive Cabinet
64	DT-30 Series	Drawing Tables	73	PIC Series	Paint and ink Cabinet
64	DT-60 Series	Drawing Tables	73	FSC Series	Flammable Liquid Cabinet
65	DT-4 Series	Drawing Tables	74	SMT Series	Sewing Tables
65	DT-9 Series	Drawing Tables	74	9100	Damp Cabinet
65	DT-2 Series	Drawing Tables	74	9200	Drying Cabinet
65	DT-3 Series	Drawing Tables	75	WT7142M30N	Wedging Table
65	DT-1 Series	Drawing Tables	75	CWC-72P	Ceramic Work Center
66	DT-8A	Drawer Base Drawing Table	75	C-38	Clay Cart
66	DT-90PL	Four Station Drawing Table	76	5100M	Sculpture Ware Cart

numerical index

PAGE #	ITEM #	PRODUCT NAME	PAGE #	ITEM #	PRODUCT NAME
76	T-1000	Taboret	98	WBD2 Series	Workbench
76	AH	Art Horse	98	WBB Series	Workbench
77	8200M	Paint Hood	98	WB6 Series	Workbench
78	380 Series	Display Cabinets	99	WB6A Series	Workbench
78	DPSC-50	Paper Storage Cabinet	99	WW231 Series	Workbench
78	FFS Series	Flat File System	99	WW232 Series	Workbench
78,103	WW33 Series	Workbench	100	WB2 Series	Workbench
79	SB Series	Wall Storage Bench	100	234708	Vise
79	DBC-1	Paper Storage Cabinet	100	WB4 Series	Workbench
79	354-4830	Rock/Paper Storage Cab.	101	WB12 Series	Workbench
80	OS Series	Open Storage	101	WB12A Series	Workbench
80	WSC-26	Wardrobe Cabinet	102	WW31 Series	Workbench
81	CC Series	Wood Cubbies	102	WW32 Series	Workbench
81	BP Series	Backpack Lockers	103	WW12 Series	Workbench
82	DTC Series	Art Supply Cabinets	103	SMB Series	Workbench
82	PSC-80	Small Parts Storage	104	GSB-6024	Glue and Stain Bench
83	TTC-48	Tote Tray Cabinet	104	MGSB-6024	Glue and Stain Bench
83	333-3630M	Portfolio/Canvas Cabinet	104	GCT	Clamp Bench
83	351-4822	Tote Tray Cabinet	104	MBB-7224	Mitre Box Bench
84	359-4822M	Canvas Door Cabinet	105	LB Series	Locker Base
84	GSC-8	Storage Cabinet	105	MA Series	Wall Benches
85	381-2422	Storage Cabinet	106	250478-476	Compartment Sinks
85	356-XX22	Storage Cabinet	106	250491-494	Steel Prep Sinks
86	GSC Series	General Storage Cabinet	107	250480-483	Budget Sinks
86	MC-1	Hanging Storage Cabinet	107	250784	8" Splash Mount Faucet
87-88	TC Series	Tool Cabinets	107	250786	4" Direct Mount Faucet
87	15-008X	Trays	107	250787	Splash Mount Faucet
88	TETC-40	Tool Cabinet	107	250485	Hand Sink With Faucet
89	ESC11-11LM	Monitor Storage Cabinet	107	250484	Detachable Drainboard
89	FG-88210	Goggles	108	XS Series	Stainless Steel Tables
89	SG-72000	Safety Glasses	108	250487	Stainless Steel Drawer
89	PDC-2436	Mobile Cart	108	250489-490	Dunnage Rack
90	MDC-2436	Mobile Storage	108	250500-507	Stainless Steel Overshelves
90	EMDC-2436	Mobile Storage	109	250508-509	Equipment Stand
90	WMSC Series	Mobile Cabinet	109	250510	Machine Stand
91	4121MF	Mobile Demo Table	109	250511-514	Wall Shelf
91	MSSC-200	Mobile Storage Cabinet	109	250515	Bun Pan Rack
92	MTTC-4824	Mobile Tote Tray Cabinet	110	S Series	Stools
92	EMWB-6	Mobile Work Bench	110	STL9186 Series	Stools
93	LR-12M	Lumber Rack	110	AB	Art Bench
93	VSR-277M	Lumber Storage	111	121-3622	Base Cabinet
94	LR-13W	Lumber Rack	111	106-3622	Base Cabinet
94	LR-1WM	Lumber Rack	111	103-3622	Base Cabinet
94	LR-9SB	Wall Spacer Bracket	111	D03 Series	Wall Cabinet
95	A32/A37 Series	Workbenches	111	D06 Series	Wall Cabinet
95	HLB Series	Hi-Lo Bench	111	100283	Rubber Base Molding
96	WW2-WW4	Workbench	111	247866	Maple Top
96	W Series	Workbench	111	229717	Maple Top
97	WBML Series	Workbench	111	240297	Maple Top
97	MLB Series	Workbench	111	247867	Maple Top



Top Attachment

Tables are shipped with the tops attached by inserting screws through a minimum of ten pocket holes. This method is extremely strong and is essential for the table's stability.

Leg Boots

Our tables come with thick rubber leg boots that stay secure when the table is moved. These boots protect the legs from water and chemicals.



table construction



Corner Braces

Our table aprons have heavy-duty 13-gauge steel corner braces. They span the height of the apron and are dadoed and screwed into the apron. The leg is held in place with a hanger bolt, nut and lock washer to ensure a tight fit.



Finish

Utilizes a non-emitting UV finish that is extremely chemical resistant.

Apron

Solid 4-1/2" x 13/16" oak or maple (your choice)



table configurations

	(example) P7601K30SC			
Apron Style Codes	P = PLAIN	C = BOOK COMPARTMENT	D = DRAWER	
Table Size Codes	710 = 24" X 48"	716 = 21" X 48"	722 = 36" X 60"	760 = 24" X 60"
	711 = 42" X 48"	717 = 36" X 48"	723 = 21" X 72"	780 = 42" X 54"
	712 = 30" X 48"	718 = 21" X 54"	724 = 36" X 72"	790 = 42" X 60"
	713 = 30" X 54"	719 = 36" X 54"	730 = 24" X 72"	
	714 = 30" X 60"	720 = 24" X 54"	740 = 42" X 72"	
	715 = 30" X 72"	721 = 21" X 60"	748 = 48" Round	
Table Surface Codes	1 = 1-1/4" Plastic Laminate	5 = 1-3/4" Maple		
	2 = 1-1/4" ChemGuard	6 = 1" Epoxy Resin		
	4 = 1" Phenolic Resin			
Wood Specie Codes	K = Oak	M = Maple		
Table Height Codes	30 = 30" H	34 = 34" H	36 = 36" H	
Table Option Codes	N = None		LE = Leg Brace & Electrical	
	L = Leg Brace (Required for all 42"D tables)		SE = Leg Brace, Stretcher, Electrical	
	E = Electrical Cutout and Plate Only		SC = Leg Brace, Stretcher, Caster	
	S = Leg Brace & Stretcher			
	(Required for tables over 72"W; And for some epoxy topped tables)			

Note: Not all table options are available on all table sizes. For questions, please contact customer service at info@diversifiedwoodcrafts.com

*best-selling***Plain Apron Tables**

Are available in a variety of sizes, with several different top materials. These tables are built for years of dependable service. Legs and aprons are constructed of solid red oak, and are smoothly machined. They are finished with a chemical resistant, earth-friendly UV finish. Aprons are constructed of solid red oak and are 13/16"D x 4-1/2"H with heavy-duty 13-gauge steel corner braces. 2-1/4" square solid oak legs, with 5/16" hanger bolts installed, are attached to apron with nuts and washers supplied. All tables are equipped with non-skid adjustable glides for precise leveling and for prevention of rocking on uneven floors. Tables are supplied with black rubber leg boots which offer protection against scuffing and chemical spills. Standard table height is 30" with a weight capacity of 500 lbs. (Shipped KD with tops attached)



Refer to Page 8 for More Table Configurations



SIZE	P. LAM	CHEMGUARD	SOLID PHENOLIC	SOLID EPOXY	NO TOP
21" x 48"	P7161K30N	P7162K30N	P7164K30N	P7166K30N	P7160K30N
21" x 54"	P7181K30N	P7182K30N	P7184K30N	P7186K30N	P7180K30N
21" x 60"	P7211K30N	P7212K30N	P7214K30N	P7216K30N	P7210K30N
21" x 72"	P7231K30N	P7232K30N	P7234K30N	P7236K30N	P7230K30N
24" x 48"	P7101K30N*	P7102K30N*	P7104K30N	P7106K30N*	P7100K30N
24" x 54"	P7201K30N*	P7202K30N*	P7204K30N	P7206K30N*	P7200K30N
24" x 60"	P7601K30N*	P7602K30N*	P7604K30N	P7606K30N*	P7600K30N
24" x 72"	P7301K30N*	P7302K30N*	P7304K30N	P7306K30N*	P7300K30N
30" x 48"	P7121K30N	P7122K30N	P7124K30N	P7126K30N	P7120K30N
30" x 54"	P7131K30N	P7132K30N	P7134K30N	P7136K30N	P7130K30N
30" x 60"	P7141K30N*	P7142K30N*	P7144K30N	P7146K30N*	P7140K30N
30" x 72"	P7151K30N	P7152K30N*	P7154K30N	P7156K30N	P7150K30N
36" x 48"	P7171K30N	P7172K30N	P7174K30N	P7176K30L	P7170K30N
36" x 54"	P7191K30N	P7192K30N	P7194K30N	P7196K30L	P7190K30N
36" x 60"	P7221K30N	P7222K30N	P7224K30N	P7226K30L	P7220K30N
36" x 72"	P7241K30N	P7242K30N	P7244K30N	P7246K30L	P7240K30N
42" x 48"	P7111K30L	P7112K30L	P7114K30L	P7116K30L	P7110K30L
42" x 54"	P7801K30L	P7802K30L	P7804K30L	P7806K30L	P7800K30L
42" x 60"	P7901K30L	P7902K30L	P7904K30L	P7906K30L	P7900K30L
42" x 72"	P7401K30L	P7402K30L	P7404K30L	P7406K30L	P7400K30L
48" ROUND	P7481K30N	P7482K30N	P7484K30N	P7486K30N	P7480K30N

* ALL FASTRAK PRODUCTS SHIPPED IN 5 BUSINESS DAYS (QTY. RESTRICTIONS APPLY: 30 PER TABLE; 6 PER CABINET)



innovative leg design

Adjustable Wooden Leg Table

The A7000 table has the same construction as our standard table with the exception of adjustable legs. The aprons are solid oak or maple (your choice). Legs can adjust from sitting height of 30" to standing height of 36" by removing the bolt on the leg surface. Available in four types of tops: epoxy, phenolic resin, plastic laminate, and ChemGuard. The table is finished with a chemical resistant finish.

ITEM #	TOP	SIZE	HEIGHT
A7101K	P. Lam	24" x 48"	30"-36"
A7102K	ChemGuard	24" x 48"	30"-36"
A7104K	Phenolic	24" x 48"	30"-36"
A7106K	Epoxy	24" x 48"	30"-36"
A7141K	P. Lam	30" x 60"	30"-36"
A7142K	ChemGuard	30" x 60"	30"-36"
A7144K	Phenolic	30" x 60"	30"-36"
A7146K	Epoxy	30" x 60"	30"-36"
A7201K	P. Lam	24" x 54"	30"-36"
A7202K	ChemGuard	24" x 54"	30"-36"
A7204K	Phenolic	24" x 54"	30"-36"
A7206K	Epoxy	24" x 54"	30"-36"
A7301K	P. Lam	24" x 72"	30"-36"
A7302K	ChemGuard	24" x 72"	30"-36"
A7304K	Phenolic	24" x 72"	30"-36"
A7306K	Epoxy	24" x 72"	30"-36"
A7601K	P. Lam	24" x 60"	30"-36"
A7602K	ChemGuard	24" x 60"	30"-36"
A7604K	Phenolic	24" x 60"	30"-36"
A7606K	Epoxy	24" x 60"	30"-36"



With Stretchers, Leg Braces & Casters

Book Compartment Tables

Are built with the same quality techniques as the plain apron table. They are finished with a chemical resistant, earth-friendly UV finish. These tables have either two or four book compartments (depending on size) installed in the apron. The book compartments measure 14" W x 13-5/8"D x 3-7/8"H. The table has a weight capacity of 500 lbs. On tables 72"W or over, we recommend ordering with leg braces and stretchers. (Shipped KD with tops attached)

SIZE	COMPARTMENTS	P. LAM	CHEMGUARD	SOLID PHENOLIC	SOLID EPOXY	NO TOP
21" x 48"	2	C7161K30N	C7162K30N	C7164K30N	C7166K30N	C7160K30N
21" x 54"	2	C7181K30N	C7182K30N	C7184K30N	C7186K30N	C7180K30N
21" x 60"	2	C7211K30N	C7212K30N	C7214K30N	C7216K30N	C7210K30N
21" x 72"	2	C7231K30N	C7232K30N	C7234K30N	C7236K30N	C7230K30N
24" x 48"	2	C7101K30N*	C7102K30N*	C7104K30N	C7106K30N*	C7100K30N
24" x 54"	2	C7201K30N*	C7202K30N*	C7204K30N	C7206K30N*	C7200K30N
24" x 60"	2	C7601K30N*	C7602K30N*	C7604K30N	C7606K30N*	C7600K30N
24" x 72"	2	C7301K30N*	C7302K30N*	C7304K30N	C7306K30N*	C7300K30N
30" x 48"	2	C7121K30N	C7122K30N	C7124K30N	C7126K30N	C7120K30N
30" x 54"	2	C7131K30N	C7132K30N	C7134K30N	C7136K30N	C7130K30N
30" x 60"	2	C7141K30N*	C7142K30N*	C7144K30N	C7146K30N*	C7140K30N
30" x 72"	2	C7151K30N	C7152K30N*	C7154K30N	C7156K30N	C7150K30N
36" x 48"	2	C7171K30N	C7172K30N	C7174K30N	C7176K30L	C7170K30N
36" x 54"	2	C7191K30N	C7192K30N	C7194K30N	C7196K30L	C7190K30N
36" x 60"	2	C7221K30N	C7222K30N	C7224K30N	C7226K30L	C7220K30N
36" x 72"	2	C7241K30N	C7242K30N	C7244K30N	C7246K30L	C7240K30N
42" x 48"	4	C7111K30L	C7112K30L	C7114K30L	C7116K30L	C7110K30L
42" x 54"	4	C7801K30L	C7802K30L	C7804K30L	C7806K30L	C7800K30L
42" x 60"	4	C7901K30L	C7902K30L	C7904K30L	C7906K30L	C7900K30L
42" x 72"	4	C7401K30L	C7402K30L	C7404K30L	C7406K30L	C7400K30L

TABLE PARTS

UNIT #	DESCRIPTION	UNIT #	DESCRIPTION
L30-REP*	30"H Leg (1 each)	L3034	34"H Leg (set of 4)
L34-REP	34"H Leg (1 each)	L3036*	36"H Leg (set of 4)
L36-REP*	36"H Leg (1 each)	100076X4*	Leg Boots (set of 4)
L3030*	30"H Leg (set of 4)	100728X4*	Floor Mounting Brackets (set of 4)

* ALL FASTRAK PRODUCTS SHIPPED IN 5 BUSINESS DAYS (QTY. RESTRICTIONS APPLY: 30 PER TABLE; 6 PER CABINET)



Trapezoid Table

This unique shaped science table allows for flexibility. Use as a two student table or have two or more tables together for group work. The sturdy construction ensures that moving the tables won't cause problems. The tables are made of solid oak or maple aprons, 2-1/4" solid legs and have a steel frame supporting the apron. The wood is finished with a chemical resistant, non-emitting UV finish. The tops are your choice of 1-1/4" plastic laminate or ChemGuard, with a height of 30" with levelers or 36"H with casters.

ITEM #	WOOD	TOP	CASTERS	SIZE
TZ7141K30N	Oak	P. Lam	No	30" x 60" x 30"
TZ7141M30N	Maple	P. Lam	No	30" x 60" x 30"
TZ7142K30N	Oak	ChemGuard	No	30" x 60" x 30"
TZ7142M30N	Maple	ChemGuard	No	30" x 60" x 30"
TZ7601K30N	Oak	P. Lam	No	24" x 60" x 30"
TZ7601M30N	Maple	P. Lam	No	24" x 60" x 30"
TZ7602K30N	Oak	ChemGuard	No	24" x 60" x 30"
TZ7602M30N	Maple	ChemGuard	No	24" x 60" x 30"
TZ7141K36C	Oak	P. Lam	Yes	30" x 60" x 36"
TZ7141M36C	Maple	P. Lam	Yes	30" x 60" x 36"
TZ7142K36C	Oak	Chemguard	Yes	30" x 60" x 36"
TZ7142M36C	Maple	Chemguard	Yes	30" x 60" x 36"
TZ7601K36C	Oak	P. Lam	Yes	24" x 60" x 36"
TZ7601M36C	Maple	P. Lam	Yes	24" x 60" x 36"
TZ7602K36C	Oak	Chemguard	Yes	24" x 60" x 36"
TZ7602M36C	Maple	Chemguard	Yes	24" x 60" x 36"

new Media Trapezoid Table

Add a new dimension to your collaborative workspace. This trapezoid shaped table stores a TV mount that holds up to a 40" television (not included). The table's shape makes it perfect to use with trapezoid tables. It has a solid oak apron and legs. The 1-1/4" thick plastic laminate top and apron are attached to a angle iron steel frame ensuring stability. The television mount is enclosed inside an oak plywood cabinet. The TV mount can be operated by pressing the button on the top or with the remote, which is provided. When the television is raised, a portion of the top flips up. The table top is flat when the television is stored inside the cabinet. 4" locking swivel casters adds mobility. Available in two widths, depths and heights. Finished with a clear UV finish.



(TV IS NOT INCLUDED)

ITEM #	WOOD	PRODUCT	SIZE
TZM7141K36C	Oak	Trapezoid Table w/TV Mount	30" x 60" x 36"
TZM7601K36C	Oak	Trapezoid Table w/TV Mount	24" x 60" x 36"
251635	N/A	TV/40", HDTV Flat Screen	39-1/2" Diag.



ARM DOCKED

ARM™ (Adjustable Rotating Mechanism)

Designed to address a number of challenges. It allows disabled and larger users to access a workable platform closely. It provides a surface off the table for items such as laptops, tablets and microscopes. The ARM attaches to any height DWI table leg and adds functionality by raising and lowering the length of the aluminum channel via a quick release knob. The ARM rotates 270 degrees, while the non-skid platform rotates a full 360 degrees. When the ARM isn't in use, it folds neatly away without interfering with leg room. It fits all existing Diversified tables and can be ordered separately or with a table order.



ITEM #	PRODUCT
9010	ARM



MAPLE UNIT

Fixed Height Riser Table

Perfect table for STEM projects. We've taken our popular oak and maple science tables and enhanced them by adding a riser. The table features solid oak or maple (your choice) aprons and riser supports finished with a chemical resistant finish. The riser provides 10" of clearance above the work surface, is 12"D and made of the same material as the top you choose. Top options include: plastic laminate, chemical resistant laminate, phenolic resin and epoxy resin. 30"D tables have the riser positioned at the back of the table. All 72"W tables include leg braces and a stretcher for added strength. Tables stand 30"H. The top of the riser is 41" from the floor. The riser top is fully assembled, with the legs needed to be attached.

SIZE	P. LAM/OAK	P. LAM/MAPLE	CHEM/OAK	CHEM/MAPLE	PHEN/OAK	PHEN/MAPLE	EPOXY/OAK	EPOXY/MAPLE
30" x 54"	PR7131K30N	PR7131M30N	PR7132K30N	PR7132M30N	PR7134K30N	PR7134M30N	PR7136K30N	PR7136M30N
30" x 60"	PR7141K30N	PR7141M30N	PR7142K30N	PR7142M30N	PR7144K30N	PR7144M30N	PR7146K30N	PR7146M30N
30" x 72"	PR7151K30S	PR7151M30S	PR7152K30S	PR7152M30S	PR7154K30S	PR7154M30S	PR7156K30S	PR7156M30S



Adjustable Height Riser Table

This table has everything you could want. It adjusts easily from 27-3/4" to 39" (42"H with 3" spacer provided) in 2 cm increments in less than 30 seconds without the use of tools. Apron is solid oak and finished with a chemical resistant finish. It has a riser that provides extra workspace for each to put tools or laptop. The table has three top options: plastic laminate, chemical resistant laminate and phenolic resin. The riser's horizontal surface matches your choice of top surface. The 12"D riser is supported by six 1" diameter powder coated steel tubes. The riser is 10" above the table surface. Tabletop measures 30"D x 60"W.

ITEM #	TOP
PR8141K	P. Lam
PR8142K	Chemical Resistant Laminate
PR8144K	Phenolic Resin



multi-functional Adjustable Height Table



A perfect solution for ADA requirements that can adjust in 2 cm increments from 27-3/4"H to 39" (42"H with 3" spacer provided). Can also be adjusted for use as an incline surface for physics. Solid 4-1/2" oak aprons are attached to your choice of three top options: plastic laminate, ChemGuard, and phenolic. Note: phenolic resin tops are heavier and may require two people to adjust the height. The wood is finished with a chemical resistant, earth-friendly UV finish. The table has a weight capacity of 500 lbs. Optional casters sold separately.



SIZE	P. LAM	CHEMGUARD	SOLID PHENOLIC
24" x 48"	P8101K*	P8102K*	P8104K
24" x 54"	P8201K*	P8202K*	P8204K
24" x 60"	P8601K*	P8602K*	P8604K
24" x 72"	P8301K*	P8302K*	P8304K
30" x 60"	P8141K*	P8142K*	P8144K
Casters	100709X4*	(Set of 4)	



FIXED HEIGHT



ADJUSTABLE HEIGHT

Metal Activity Tables

Looking for a metal table that is strong enough for an epoxy resin top? We've got it. The 1" x 2", 16 gauge apron frame is attached top either an Epoxy Resin, Phenolic Resin, Chemical Resistant Laminate or a Plastic Laminate top. The frame can have either 14 gauge 30"H fixed legs (fixed height) or 14 gauge outer tube with a 16 gauge insert legs that range from 25-39"H (adjustable height). Legs are 1-1/4" square. Color: Black

ITEM #	LEGS	TOP	SIZE (HxWxD)
X7141	Fixed	P. Lam	30" x 60" x 30"
X7142	Fixed	ChemGuard	30" x 60" x 30"
X7144	Fixed	Phenolic	30" x 60" x 30"
X7146	Fixed	Epoxy	30" x 60" x 30"
X7151	Fixed	P. Lam	30" x 72" x 30"
X7152	Fixed	ChemGuard	30" x 72" x 30"
X7154	Fixed	Phenolic	30" x 72" x 30"
X7156	Fixed	Epoxy	30" x 72" x 30"
X7201	Fixed	P. Lam	30" x 54" x 24"
X7202	Fixed	ChemGuard	30" x 54" x 24"
X7204	Fixed	Phenolic	30" x 54" x 24"
X7206	Fixed	Epoxy	30" x 54" x 24"
X7241	Fixed	P. Lam	30" x 72" x 36"
X7242	Fixed	ChemGuard	30" x 72" x 36"
X7244	Fixed	Phenolic	30" x 72" x 36"
X7246	Fixed	Epoxy	30" x 72" x 36"
X7601	Fixed	P. Lam	30" x 60" x 24"
X7602	Fixed	ChemGuard	30" x 60" x 24"
X7604	Fixed	Phenolic	30" x 60" x 24"
X7606	Fixed	Epoxy	30" x 60" x 24"
X7901	Fixed	P. Lam	30" x 60" x 42"
X7902	Fixed	ChemGuard	30" x 60" x 42"
X7904	Fixed	Phenolic	30" x 60" x 42"
X7906	Fixed	Epoxy	30" x 60" x 42"

ITEM #	LEGS	TOP	SIZE (HxWxD)
X8141	Adjustable	P. Lam	23-39" x 60" x 30"
X8142	Adjustable	ChemGuard	23-39" x 60" x 30"
X8144	Adjustable	Phenolic	23-39" x 60" x 30"
X8146	Adjustable	Epoxy	23-39" x 60" x 30"
X8151	Adjustable	P. Lam	23-39" x 72" x 30"
X8152	Adjustable	ChemGuard	23-39" x 72" x 30"
X8154	Adjustable	Phenolic	23-39" x 72" x 30"
X8156	Adjustable	Epoxy	23-39" x 72" x 30"
X8201	Adjustable	P. Lam	23-39" x 54" x 24"
X8202	Adjustable	ChemGuard	23-39" x 54" x 24"
X8204	Adjustable	Phenolic	23-39" x 54" x 24"
X8206	Adjustable	Epoxy	23-39" x 54" x 24"
X8241	Adjustable	P. Lam	23-39" x 72" x 36"
X8242	Adjustable	ChemGuard	23-39" x 72" x 36"
X8244	Adjustable	Phenolic	23-39" x 72" x 36"
X8246	Adjustable	Epoxy	23-39" x 72" x 36"
X8601	Adjustable	P. Lam	23-39" x 60" x 24"
X8602	Adjustable	ChemGuard	23-39" x 60" x 24"
X8604	Adjustable	Phenolic	23-39" x 60" x 24"
X8606	Adjustable	Epoxy	23-39" x 60" x 24"
X8901	Adjustable	P. Lam	23-39" x 60" x 42"
X8902	Adjustable	ChemGuard	23-39" x 60" x 42"
X8904	Adjustable	Phenolic	23-39" x 60" x 42"
X8906	Adjustable	Epoxy	23-39" x 60" x 42"



functional Stainless Steel Tables

Stainless steel tables with galvanized steel legs and under-shelf. The T-430 18-gauge stainless steel top has two sound deadened integrally welded 5" "C" channels to reinforce and maintain level working surface (prevent sags). The galvanized legs are 1-5/8" diameter and have adjustable high impact corrosion resistant feet. The under-shelf is adjustable and has two pins per corner providing strength and stability. The tables are National Safety Foundation certified.

ITEM #	PRODUCT	MATERIAL	SIZE
XS3630	Table	Stainless Steel	36"W x 30"D x 35"H
XS4830	Table	Stainless Steel	48"W x 30"D x 35"H
XS6030	Table	Stainless Steel	60"W x 30"D x 35"H
XS7230	Table	Stainless Steel	72"W x 30"D x 35"H

Storage Cabinet Tables

Are constructed of solid oak and hardwood veneers, this table features a center cabinet with lock, and rubber base molding. This table is available with plain or book compartment aprons and comes in both single (2-student) and double faced (4-student) models. The center cabinet is available with two locking drawers or as a plain base cabinet with adjustable shelf. These tables are designed for use at sitting height. They are finished with a chemical resistant, earth-friendly UV finish. This unit is available with our complete line of top materials to satisfy every requirement or budget.



C2202K

2-STUDENT SINGLE	WEIGHT	4-STUDENT DOUBLE	WEIGHT	APRON	CABINET	TOP
2101K	265 lbs.	2301K	380 lbs.	Plain	Plain	P. Lam
C2101K	275 lbs.	C2301K	400 lbs.	Compartment	Plain	P. Lam
2201K	275 lbs.	2401K	400 lbs.	Plain	Drawers	P. Lam
C2201K	275 lbs.	C2401K	410 lbs.	Compartment	Drawers	P. Lam
2102K	265 lbs.	2302K	380 lbs.	Plain	Plain	ChemGuard
C2102K	275 lbs.	C2302K	400 lbs.	Compartment	Plain	ChemGuard
2202K	275 lbs.	2402K	400 lbs.	Plain	Drawers	ChemGuard
C2202K	275 lbs.	C2402K	410 lbs.	Compartment	Drawers	ChemGuard
2104K	316 lbs.	2304K	443 lbs.	Plain	Plain	Solid Phenolic
C2104K	326 lbs.	C2304K	463 lbs.	Compartment	Plain	Solid Phenolic
2204K	330 lbs.	2404K	463 lbs.	Plain	Drawers	Solid Phenolic
C2204K	335 lbs.	C2404K	468 lbs.	Compartment	Drawers	Solid Phenolic
2106K	340 lbs.	2306K	500 lbs.	Plain	Plain	Solid Epoxy
C2106K	350 lbs.	C2306K	520 lbs.	Compartment	Plain	Solid Epoxy
2206K	350 lbs.	2406K	520 lbs.	Plain	Drawer	Solid Epoxy
C2206K	355 lbs.	C2406K	525 lbs.	Compartment	Drawers	Solid Epoxy



C2102K

SINGLE FACE UNIT (66"W x 24"D x 30"H)

- 1 Single-Faced Cabinet (24"W x 22"D x 29"H)
- 2 Book Compartments (12"W x 13"D x 3"H)
- 2200 Model: 2 Drawers Unit (11-1/2"W x 18"D x 5-1/2"H)
- 2100 Model: Cabinet Base Unit w/full door have an adjustable shelf, with a 40 lb. capacity per sq. foot.



C2301K

DOUBLE Face Unit (66"W x 42"D x 30"H)

- 1 Double-Faced Cabinet (24"W x 40"D x 29"H)
- 4 Book Compartments Unit (12"W x 13"D x 3"H)
- 2400 Model: 4 Drawer Unit (11-1/2"W x 18"D x 5-1/2"H)
- 2300 Model: Cabinet Base Unit w/full door have an adjustable shelf, with a 40 lb. capacity per sq. foot.



Add-A-Cabinet

This unique table gives you the ability to change it as your needs change. Basic unit comes with a 60"W x 30"D x 36"H table that is reinforced with welded steel angle understructure. Cabinets can be mounted to the underside of the table and attached using a solid bolt connection. The unit comes standard with one cabinet, but there is enough room for two cabinets to be hung from the table. The cabinets measure 24"W x 22-1/2"D x 28-1/2"H. Choose from three cabinet options: drawer over door (with one adjustable shelf), Single door (with one adjustable shelves) and Drawer (two upper drawers and a file drawer). The doors and drawers lock. The top is 1" solid epoxy resin. The unit is finished with a non-emitting UV finish.

ITEM #	STYLE
H7146K36S-19	Table w/Drawer over Door Cabinet
H7146K36S-25	Table w/Drawer Cabinet
H7146K36S-33	Table w/Single Door Cabinet



"M" Series Cabinets

Perfect to use as a stand alone unit, or to fit underneath our best-selling tables. They are finished with a chemical resistant, earth-friendly UV finish. The cabinets roll on 4" heavy-duty ball-bearing casters with brakes. Available for under sitting (24"H units) or standing (30"H units) tables. Shipped assembled except for the casters. (Table sold separately)



ITEM #	FOR TABLE HGT.	LAYOUT	TOP	SIZE
M95-2422-H24K	30"	1 Door/Hinged Right	Veneered	22"D x 24"W x 24"H
M96-2422-H24K	30"	1 Door/Hinged Left	Veneered	22"D x 24"W x 24"H
M95-2422-H30K	36"	1 Door/Hinged Right	Veneered	22"D x 24"W x 30"H
M96-2422-H30K	36"	1 Door/Hinged Left	Veneered	22"D x 24"W x 30"H
M18-2422-H30K	36"	1 Door/Drawer, Hinged Right	Veneered	22"D x 24"W x 30"H
M19-2422-H30K	36"	1 Door/Drawer, Hinged Left	Veneered	22"D x 24"W x 30"H
M40-2422-H30K	36"	2 Drawer	Veneered	22"D x 24"W x 30"H
M33-2422-H30K	36"	3 Drawer	Veneered	22"D x 24"W x 30"H



3216K (SHOWN W/TWO 36"H PLAIN APRON TABLES)



3216K



3226K



3236K



3246K

Traditional Wall Service Bench

Need all your services in one place or looking to add a wall of cabinets that include services? The Wall Service Bench offers storage and services all in one unit. Constructed of solid hardwood and oak veneer plywood. The Wall Service Bench features your choice of a 1" solid epoxy resin or phenolic resin top with a 18"W x 15"D x 11"H epoxy resin sink and two combination cold water/gas fixtures. The sink area allows access to the plumbing and provides a large storage space with two GFI protected AC duplex electrical outlets. There is enough room in the sink area to allow two 24"D tables to be butted against the unit for use as a peninsula work area. The outer ends of the unit offer four storage solutions:

- Doors with Adjustable Shelves
- Doors/Drawer Combination w/1 Adjustable Shelf
- 4 Drawers/Doors w/1 Adjustable Shelf
- 4 Drawers

All drawers and doors have locks and ADA compliant pulls. The unit is finished with a chemical resistant, earth-friendly UV finish and includes rubber base molding. Dimensions: 108"L x 24"D x 36"H.

EPOXY	PHENOLIC	CABINET STYLE
3216K	3214K	Door
3226K	3224K	Door/Drawer
3236K	3234K	Door/4 Drawer
3246K	3244K	Drawer

Note: Units are built to be installed against a wall and do not have finished backs.



Trifacial Workstation

Hexagonal workstation designed to be used with standard 36" laboratory tables. This unit features an epoxy resin top with a drop-in hexagonal lipped sink. Apron and pedestal are constructed of solid hardwoods, and oak veneers, with a chemical resistant, earth-friendly UV finish. Equipped with three combination cold water/gas fixtures and three GFI duplex receptacles. The center pedestal has a removable panel to access utilities. Unit is also available in a flat top version without the sink and fixtures.

ITEM #	SIZE	SINK	TOP
1536K	49"W x 56-1/2"D x 36"H	Yes	Solid Epoxy
1536KF	49"W x 56-1/2"D x 36"H	No	Solid Epoxy

Service Island

A compact service island constructed of solid oak, hardwood and oak veneers, with a chemical resistant, earth-friendly UV finish. This unit can be grouped with tables to provide an efficient working arrangement. The unit includes one 14" x 10" x 6" solid epoxy resin sink, two combination cold water/gas fixtures, two GFI AC duplex electrical receptacles, chemical-resistant polypropylene trap, and locking cupboard.



SHOWN WITH TWO 30"H PLAIN APRON TABLES

ITEM #	SIZE	TOP
3116K	26"W x 24"D x 36"H	Solid Epoxy



Clean Up Sink



One piece top including sink is molded of polyolefin (It's easy to clean, extremely chemical resistant, and is highly impact resistant to reduce glassware breakage). Long grooved sloping counter leads to large sink in center. The low temperature strength eliminates cracking with dry ice, and the sink measures (24-1/2"W x 18-1/2"D x 14"H). It includes a hot and cold water mixing faucet. The base is constructed of hardwood and oak veneers with a chemical resistant, earth-friendly UV finish. Two adjustable shelves can be found inside the outer cabinets. Includes: pulls, locks and rubber base molding. The back panel is unfinished with a plumbing cut-out.

ITEM #	SIZE	TOP
3303K*	55-1/2"W x 28"D x 36-1/2"H	Polyolefin



2946K | FRONT VIEW



2936KLH | FRONT VIEW



2936K | FRONT View



2946K | BACK VIEW

best-selling Forward Vision I



This popular workstation meets the needs of students and teachers today. The Forward Vision 4-Student Workstation allows four students to work at a single station while all are facing the teacher. The unique design leaves enough room to store four stools (not included) under the workstation. Sink units come with two combination cold water/gas fixtures. The 2916KLH and 2936KLH include two rod sockets and LabHands for holding laptop computers and books. All the units come with two GFI electrical "outlets, and ample storage. Choose from two models of cabinets: Door cabinet with two adjustable shelves or the door/drawer cabinet with one adjustable shelf and a drawer. The stations are finished with a chemical resistant, earth-friendly UV finish. All doors and drawers lock. Dimensions: 96"W x 50"D x 36"H.

STYLE	SINK DIMENSIONS	DOOR CABINET	DOOR/DRAWER CABINET	TOP
End Sink	22-3/8" x 15" x 17"	2916K	2936K	Solid Epoxy
End Sink w/LabHands	22-3/8" x 15" x 17"	2916KLH	2936KLH	Solid Epoxy
Drop-In Sink	12" x 8" x 6"	2946K*	2956K	Solid Epoxy
No Sink or Fixtures	N/A	2946KF	2956KF	Solid Epoxy





2944K | FRONT VIEW



2944K | BACK VIEW

Forward Vision II

Everything science teachers want. Designed with teacher input and desire for a safe, secure classroom. Teachers maintain control of the class with all students facing the instructor. The large work surface—46"D x 88"W—is made of chemical resistant phenolic resin and holds the solid epoxy sink, and two combination cold water & gas fixtures. Data and electrical outlets are provided on the side of the unit. The cabinets provide locked storage space. Side mounted hooks hold book bags off the floor. The units are finished with a chemical resistant, earth-friendly UV finish. Includes two GFI AC duplex outlets. Also available with a flat top (no sink or fixtures). This model is compact enough to fit multiple units in a small classroom and is easy to assemble. Dimensions 88"W x 46"D x 36"H. Wt. 503 lbs.

STYLE	ITEM #	SINK DIMENSIONS	TOP
Forward Vision II	2944K*	12" x 8" x 6"	Solid Phenolic
Forward Vision II w/Flat Top	2944KF	N/A	Solid Phenolic



* ALL FASTRAK PRODUCTS SHIPPED IN 5 BUSINESS DAYS (QTY. RESTRICTIONS APPLY: 30 PER TABLE; 6 PER CABINET)



2966KF

Forward Vision III

Durable lab table features a large 68" x 36" tabletop. It comes standard with two combination cold water/gas fixtures and one GFI AC electrical receptacle. Your choice of two cabinets: Full door cabinet with adjustable shelves or door/drawer cabinet with a drawer and storage area with one adjustable shelf. They are finished with a chemical resistant, earth-friendly UV finish. An 18" wide removable panel is located between the storage cabinets and provides access to all utilities. Unit can be ordered with a drop-in sink or with a flat top without sink or fixtures. Assembly and installation of electricity and plumbing is required. Dimensions: 68"W x 36"D x 36"H.



2926K

SINK	SINK DIMENSIONS	DOOR CABINET	DOOR/DRAWER CABINET	TOP
Yes	12" x 8" x 6"	2926K	2966K	Solid Epoxy
No	N/A	2926KF	2966KF	Solid Epoxy
Yes	12" x 8" x 6"	2924K	2964K	Solid Phenolic
No	N/A	2924KF	2964KF	Solid Phenolic



2956K-L-ADA



accessible Forward Vision ADA

We've taken our most popular workstation and have made it ADA compatible. Constructed of hardwoods and oak veneers and finished with a chemical resistant finish. The 1" epoxy resin top is available with or without a sink and two combination cold water/gas fixtures with paddle handles. The sink includes the trap, strainer and stopper. The sloping front allows a person in a wheelchair to roll right up to the sink area. The door/drawer cabinet features a dovetailed drawer and storage area with an adjustable shelf, locks, and ADA compliant pulls. The door cabinet option includes everything previously listed except the drawer and includes 2 adjustable shelves. The unit also includes 2 GFI protected duplex outlets and rubber base molding. Unit measures: 96"W x 50"D x 34"H.

ITEM #	CABINET	SINK DIMENSIONS
2946K-L-ADA	Door Cabinet	15"W x 18"L x 5"D
2946KF-L-ADA	Door Cabinet w/Flat Top	N/A
2956K-L-ADA	Door/Drawer Cabinet	15"W x 18"L x 5"D
2956KF-L-ADA	Door/Drawer Cabinet w/Flat Top	N/A



DRAWER BASE OPTION

smart design Octagon Workstation

Crafted of solid hardwood/oak veneers, and finished with a chemical resistant, earth-friendly UV finish. Both units provide ample space for 4 people and are available in 56" or 62", solid 1" epoxy resin or phenolic resin tops. The pedestal with apron comes equipped with 4 drawers, the drawer cabinet unit comes equipped with 16 drawers. Both units come with 4 GFI AC duplex receptacles, and can be ordered with these options: two combination cold water/gas fixtures, 4 rod sockets and, a 16" x 16" x 7" solid epoxy sink with strainer, stopper and trap. The 62"W units with drawers have 2 pulls per drawer. Easily accessible to the utilities. All units are 36"H. (Shipped KD; FOB Wisconsin, 54174)

Inside Drawer Dimensions:

- 1516K/1514K includes 4 each (20.44"W x 10.75"D x 2.725"H)
- 1546K/1544K includes 16 each (20.44"W x 10.75"D x 4.475"H)
- 1616K/1614K includes 4 each (26.44"W x 10.75"D x 2.725"H)
- 1646K/1644K includes 16 each (26.44"W x 10.75"D x 4.475"H)



PEDESTAL BASE OPTION

STYLE	SIZE	TOP	WITH SINK	FLAT TOP
Pedestal	56"W	Solid Epoxy	1516K	1516KF
Drawer	56"W	Solid Epoxy	1546K	1546KF
Pedestal	62"W	Solid Epoxy	1616K	1616KF
Drawer	62"W	Solid Epoxy	1646K	1646KF
Pedestal	56"W	Solid Phenolic	1514K	1514KF
Drawer	56"W	Solid Phenolic	1544K	1544KF
Pedestal	62"W	Solid Phenolic	1614K	1614KF
Drawer	62"W	Solid Phenolic	1644K	1644KF

Ez-Lift Workstation (Manual & Push-Button)

Both of the units' height is adjustable from 28" to 40"H. Choose from 1" epoxy resin or phenolic resin top. Students have plenty of space with either the 96"W x 50"D or 88"W x 46" work surface. Two hooks mounted underneath hold up to four book bags. The bone powder-coated steel and oak veneer base conceals the lifting mechanism. It is finished with a chemical resistant, earth-friendly UV finish. The unit provides six GFI protected electrical outlets. Assembly and power source required. The manual-crank unit has a fold-away crank accessible on the student side of the workstation. The push-button unit has an easy, power option. The motor is accessible by removing one of the oak panels. Plug only supplies power to the hydraulics on the push-button model. AC Duplex needs to be hard-wired in the field.



PUSH-BUTTON

ITEM #	TOP SIZE	TOP	ADJUSTABLE UNIT
2994K	96"W x 50"D	Solid Phenolic	Manual-Crank
2996K	96"W x 50"D	Solid Epoxy	Manual-Crank
2904K	88"W x 46"D	Solid Phenolic	Manual-Crank
2906K	88"W x 46"D	Solid Epoxy	Manual-Crank
2974K	96"W x 50"D	Solid Phenolic	Push-Button
2976K	96"W x 50"D	Solid Epoxy	Push-Button
2984K	88"W x 46"D	Solid Phenolic	Push-Button
2986K	88"W x 46"D	Solid Epoxy	Push-Button



FOLD-AWAY CRANK



Ez-Lift Workstation

This flexible unit is designed to be used by four students, all facing the instructor. The fold-away crank allows the units height to be adjusted from 28"H to 40"H, for ease of use with a wheelchair. The front of the unit has locking storage measuring 36"W x 8"D x 24"H. Inside the cabinet are two lipped shelves and a quad electrical outlet. This space can be used for computer storage, recharging or for general storage. The front panel includes two more duplex outlets and two data ports. The unit is finished with a chemical resistant, earth-friendly UV finish, and boosts 500 lbs. weight capacity. The top is 1" solid phenolic resin. Overall size: 96"W x 54"D x 28"-40"H. Assembly and power source required.

ITEM #	SIZE	TOP	ADJUSTABLE UNIT
2894K	96"W x 54"D x 28"- 40"H	Solid Phenolic	Manual-Crank



TWO-STUDENT SERVICE CENTERS ARE FITTED TOGETHER TO FORM A CONTINUOUS ROW OF WORKSTATIONS. THIS EXAMPLE ILLUSTRATES THE APPEARANCE OF THE C2716K. TWO-STATION SERVICE CENTER WHEN IT IS EXPANDED TO BECOME THE C2726K 4-STUDENT WORKSTATION.

Two-to-Eight Student Service Island

Single faced tables that provide a fully equipped science center from two to eight students. Each unit is constructed of solid oak, and hardwood veneers. The single faced units contain a solid epoxy resin sink (12" x 8" x 6"H) along with cold water faucets for every two students. Every unit contains enough gas cocks for each student along with GFI AC duplex electrical receptacles, rod sockets and book compartments. All units contain locks for the drawers and doors. Choose from models with a full cupboard only or a half cupboard and dovetailed drawers. Can be ordered without sink, fixtures and rod sockets. They are finished with a chemical resistant, earth-friendly UV finish. Single face two-student unit measures 66"L x 30"W x 36"H. Add 66" in length for each additional two students. Your choice of 1" solid epoxy resin or 1" phenolic resin tops.

W/SINK FIXTURES & ROD SOCKETS	W/O SINK FIXTURES & ROD SOCKETS	STUDENTS #	TOP	CABINET STYLE
C2514K	C2514KF	2	Solid Phenolic	Drawers
C2524K	C2524KF	4	Solid Phenolic	Drawers
C2534K	C2534KF	6	Solid Phenolic	Drawers
C2544K	C2544KF	8	Solid Phenolic	Drawers
C2516K	C2516KF	2	Solid Epoxy	Drawers
C2526K	C2526KF	4	Solid Epoxy	Drawers
C2536K	C2536KF	6	Solid Epoxy	Drawers
C2546K	C2546KF	8	Solid Epoxy	Drawers
C2714K	C2714KF	2	Solid Phenolic	Cupboard
C2724K	C2724KF	4	Solid Phenolic	Cupboard
C2734K	C2734KF	6	Solid Phenolic	Cupboard
C2744K	C2744KF	8	Solid Phenolic	Cupboard
C2716K	C2716KF	2	Solid Epoxy	Cupboard
C2726K	C2726KF	4	Solid Epoxy	Cupboard
C2736K	C2736KF	6	Solid Epoxy	Cupboard
C2746K	C2746KF	8	Solid Epoxy	Cupboard

* ALL FASTRAK PRODUCTS SHIPPED IN 5 BUSINESS DAYS (QTY. RESTRICTIONS APPLY: 30 PER TABLE; 6 PER CABINET)



numerous options

Four-to-Sixteen Student Service Island

Double faced tables that provide a fully equipped science center from four to sixteen students. Each unit is constructed of solid oak, oak and hardwood veneers and finished with a chemical resistant, earth-friendly UV finish. The double faced units contain a solid epoxy resin sink (12" x 8" x 6"H) along with cold water faucets for every two students. Every unit contains enough gas cocks for each student along with GFI AC duplex electrical receptacles, rod sockets and book compartments. All units contain locks for the drawers and doors. Choose from models with a full cupboard only or a half cupboard and dovetailed drawers. Can be ordered without sink, fixtures and rod sockets. Double face four student unit measures 66"L x 48"W x 36"H. Add 66" in length for each four students.



FOUR-STUDENT SERVICE CENTERS ARE GANGED TOGETHER TO FORM A CONTINUOUS ROW OF WORKSTATIONS. THIS EXAMPLE ILLUSTRATES THE APPEARANCE OF THE C2416K FOUR-STATION SERVICE CENTER WHEN IT IS EXPANDED TO THE 2426K EIGHT-STUDENT WORKSTATION.

W/SINK FIXTURES & ROD SOCKETS	W/O SINK FIXTURES & ROD SOCKETS	STUDENTS #	TOP	CABINET STYLE
C2414K	C2414KF	4	Solid Phenolic	Drawers
C2424K	C2424KF	8	Solid Phenolic	Drawers
C2434K	C2434KF	12	Solid Phenolic	Drawers
C2444K	C2444KF	16	Solid Phenolic	Drawers
C2416K	C2416KF	4	Solid Epoxy	Drawers
C2426K	C2426KF	8	Solid Epoxy	Drawers
C2436K	C2436KF	12	Solid Epoxy	Drawers
C2446K	C2446KF	16	Solid Epoxy	Drawers
C2614K	C2614KF	4	Solid Phenolic	Cupboard
C2624K	C2624KF	8	Solid Phenolic	Cupboard
C2634K	C2634KF	12	Solid Phenolic	Cupboard
C2644K	C2644KF	16	Solid Phenolic	Cupboard
C2616K	C2616KF	4	Solid Epoxy	Cupboard
C2626K	C2626KF	8	Solid Epoxy	Cupboard
C2636K	C2636KF	12	Solid Epoxy	Cupboard
C2646K	C2646KF	16	Solid Epoxy	Cupboard

* ALL FASTRAK PRODUCTS SHIPPED IN 5 BUSINESS DAYS (QTY. RESTRICTIONS APPLY: 30 PER TABLE; 6 PER CABINET)



2826K | FRONT VIEW

Perimeter Workstations

Provides work space for up to four-students while storing your laboratory equipment in these perimeter workstations. Choose from 4 different configurations (see below). The four cabinets which make up a single unit measure 24"W x 16"D x 35"H. The stations are designed to utilize space along walls where they can stand alone or be ganged together. Durable solid oak and oak veneer construction finished with a chemical resistant, earth-friendly UV finish. Each unit includes: your choice of 1" solid epoxy resin or 1" solid

phenolic resin top with back splash, solid epoxy drop-in style sink with strainer, 2 combination cold water and gas fixtures, 4 rod sockets, rod storage (rods not included), 2 GFI electrical receptacles, keyed-alike locks on all doors and dovetailed drawers and rubber base molding. Assembly and installation of electricity and plumbing is required. Sink measures: 12"W x 8"D x 6"H. Unit measures 90"W x 84"D x 36"H. Work surface on wall portion is 18"D.

ITEM #	W/SINK & FIXTURES	TOP	CABINET STYLE
2814K	Yes	Solid Phenolic	Door
2824K	Yes	Solid Phenolic	Door/Drawer Unit
2834K	Yes	Solid Phenolic	Door/4 Drawer Unit
2844K	Yes	Solid Phenolic	4 Drawer Unit
2816K	Yes	Solid Epoxy	Door
2826K	Yes	Solid Epoxy	Door/Drawer Unit
2836K	Yes	Solid Epoxy	Door/4 Drawer Unit
2846K	Yes	Solid Epoxy	4 Drawer Unit
2814KF	No	Solid Phenolic	Door
2824KF	No	Solid Phenolic	Door/Drawer Unit
2834KF	No	Solid Phenolic	Door/4 Drawer Unit
2844KF	No	Solid Phenolic	4 Drawer Unit
2816KF	No	Solid Epoxy	Door
2826KF	No	Solid Epoxy	Door/Drawer Unit
2836KF	No	Solid Epoxy	Door/4 Drawer Unit
2846KF	No	Solid Epoxy	4 Drawer Unit
100604* / Optional Upright Rod Set w/Full Crossbar			

Note: Units are built to be installed against a wall and do not have finished backs.



2816K | FRONT VIEW



2836K | FRONT VIEW



2846K | FRONT VIEW



3516KF-L (NO SINK)



3416K-L (SINK IN PENINSULA)



3516K-L (SINK IN WALL)

l-shaped design Peninsula Workstation

This unique L-Shaped unit is designed so four students can use the workstation while facing the teacher. It has storage on the peninsula and on the wall. It is made of oak and oak veneers with black accents. The unit can be ordered with a 1" epoxy resin top. Three sink options are available: epoxy sink (18"L x 15"W x 7.9"D) on the wall section, epoxy sink (16"L x 8"W x 6.8"D) in the

peninsula or a no sink option. Units with sinks include cold water fixtures (call for quote if gas is needed). All units include a pop-up duplex electrical outlet. Finished in natural oak with an earth-friendly chemical resistant UV finish. Assembly and installation of electricity and plumbing is required. Wall portion measures: 90"W x 14"D; peninsula extends: 96"; Overall size: 110"D x 90"W x 36"H.

ITEM #	SINK LOCATION	TOP	ROOM ORIENTATION
3416K-L	Sink in Peninsula	Epoxy	Left/Peninsula on the Left & Faces the Teacher
3416K-R	Sink in Peninsula	Epoxy	Right/Peninsula on the Right & Faces the Teacher
3516K-L	Sink in Wall	Epoxy	Left/Peninsula on the Left & Faces the Teacher
3516K-R	Sink in Wall	Epoxy	Right/Peninsula on the Right & Faces the Teacher
3516KF-L	No Sink	Epoxy	Left/Peninsula on the Left w& Faces the Teacher
3516KF-R	No Sink	Epoxy	Right/Peninsula on the Right & Faces the Teacher

Note: Units are built to be installed against a wall and the wall portion does not have a finished back.



1800K (BACK)

Mobile Fume Hood Station

A versatile fume hood that can be used in multiple classrooms. This ductless fume hood has an all-inclusive filter that handles liquids, gases and solid chemicals. This unit is so flexible, it does not require ducting (saves energy) and plugs into an ordinary outlet. The fume hood part of the unit is enclosed by 5/16" thick acrylic so a teacher can demonstrate while students surround the hood. The metallic parts are anti-corrosion metallic alloy protected by a thermo-hardened anti-acid polymer coating. The internal hood dimensions are 30-1/8"W x 23"D x 32"H; external dimensions are 31-1/2"W x 25"D x 45-1/4"H. Overall dimensions are: 32-3/8"W x 27-1/4"D x 81-1/2"H. Unit comes with an air flow meter, flow monitor, sampling port, programmable timer, energy ports, one filter (2 year average life) and list of approved chemicals. Fume hood comes standard with an internal light fixture. The fume hood is mounted to a 27-1/4"D x 32-3/8"W x 36"H oak cabinet. It provides an easy way to move the fume hood within a room or school. It rolls easily on 4" casters and has two drawers, two pull-out lipped shelves lined with a chemical resistant liner. Unit is finished in natural oak with an earth-friendly chemical resistant UV finish. Overall dimensions: 81-1/2"H x 32-3/8"W x 27-1/4"D.



PULL-OUT SHELVES



CHEMICAL MONITOR



FILTER

ITEM #	PRODUCT
1800K	Mobile Fume Hood Station (Hood, Filter and Cabinet)
235640	Replacement filter





new VersaCurve

A new concept in instructor's desk...versatile and featuring the innovative curved front. This oak plywood cabinet has a modern curved front with a traditional desk on the teacher side. The curved front section is designed to store and display a 40" television (not included). The TV can be viewed by raising the mount with either a push button or the provided remote. As the TV rises from the desk, a portion of the phenolic top lifts away. When the TV is recessed into the cabinet, the top can be closed providing extra work space. The curved portion of the desk is 36"H and

20"D. The back portion of the desk includes two cabinets and a 36"W kneed space. Your choice of cabinets allows for storage and services. The option with a sink comes with a black epoxy sink and a cold water/gas fixture faucet. All drawers and doors have locks. The drawers are dovetailed on all four sides. Back portion of the desk is 33"H and 20"D. The overall size of the curved instructor's desk is 72"W x 40"D x 36"H. Finishing the desk is rubber base molding and a chemical resistant UV finish. Top is 1" solid phenolic resin.

ITEM #	TOP	CABINET COMBINATION	INCLUDES SINK
1324K	Phenolic	Door Cabinet and 3 Drawer Cabinet	No
1334K	Phenolic	Sink Cabinet and 3 Drawer Cabinet	Yes
1314K	Phenolic	3 Drawer (One File) and Door Cabinet	No
1344K	Phenolic	Sink Cabinet and Door Cabinet	Yes
251635	N/A	TV/40", HDTV Flat Screen (39-1/2" Diagonal)	N/A



SINK CAN BE LOCATED ON THE LEFT OR RIGHT.



1116KF

ITEM #	WITH SINK	TOP
1114K	Yes	Solid Phenolic
1116K*	Yes	Solid Epoxy
1114KF	No	Solid Phenolic
1116KF	No	Solid Epoxy

8' instructor Desk



Constructed of solid oak, and hardwood veneers, this unit serves as a complete demonstration center offering a spacious work surface. It is finished with a chemical resistant, earth-friendly UV finish. Included are drawers, and a cupboard for storage of large items. The drawers are expertly crafted from the finest materials with dovetail joinery throughout. Drawers run on epoxy-coated steel glides with nylon bearings for smooth operation. Equipment includes: one hot and cold mixing faucet, double gas cock, GFI protected AC duplex receptacle, polypropylene trap, set of support rods and crossbar, rubber base molding and locks for cupboard and all five drawers (two small, three large). Can also be ordered without the sink, faucet, gas cock, rod sockets or support rod. Note: mirror, and mirror/marker board will not fit this unit. Dimensions:

- Overall: 96"W x 30"D x 36"H
- Knee space: 22"W x 32-1/2"H
- Small Drawers: 14-3/4"W x 19"D x 5-1/2"H
- Large Drawers: 33-3/4"W x 19"D x 5-1/2"H
- Cupboard: 34-1/2"W x 28"D x 29-1/4"H
- Sink: 18"W x 15"D x 11"H

classic

Teacher's Work Desk

A beautiful desk that will match the rest of your furniture. This 60"W x 30"D x 30"H desk is constructed of select hardwoods and oak veneers. It is finished with a chemical resistant, earth-friendly UV finish. The top is 1" black high pressure laminate. The top also has two grommet holes for threading power cords. The pedestals have 2 file drawers, four smaller drawers and one center pencil drawer. All the drawers lock, except the pencil drawer. The knee space provided is 26"W.



ITEM #	SIZE	TOP
1131K	60"W x 30"D x 30"H	P. Lam

5' instructor Desk

Complete demonstration center constructed of solid oak, oak hardwood and oak veneers. It is finished with a chemical resistant, earth-friendly UV finish. Included are four drawers (three small, one file), and a large cupboard. The drawers are expertly crafted from the finest materials with dovetail joinery throughout. Drawers run on epoxy-coated steel glides with nylon bearings for smooth operation. All units come with a GFI protected AC duplex receptacle. You can order with/without these options: combination cold water/gas fixture, and polypropylene trap. Comes standard with pull-out writing board, support rod with crossbar, rubber base molding and locks for cupboard and all drawers. Dimensions:

- Overall: 60"L x 30"D x 36"H
- Knee space: 22"W x 32-1/2"D
- Pull-out: 3/4"H x 16-1/4"W x 25-1/4"D
- Small Drawers: 13-1/2"W x 18"D x 4"H
- File Drawer: 13-1/2"W x 18"D x 10-1/4"H
- Cupboard: 19-1/2"W x 28"D x 29-1/2"H



ITEM #	SINK & FIXTURES	SINK SIDE	SINK SIZE	TOP
1214K-L	Yes	Left	14"W x 10"D x 6"H	Solid Phenolic
1214K-R	Yes	Right	14"W x 10"D x 6"H	Solid Phenolic
1216K-L*	Yes	Left	14"W x 10"D x 6"H	Solid Epoxy
1216K-R	Yes	Right	14"W x 10"D x 6"H	Solid Epoxy

ITEM #	SINK & FIXTURES	CABINET HINGED	TOP
1214KF-L	No	Left	Solid Phenolic
1214KF-R	No	Right	Solid Phenolic
1216KF-L	No	Left	Solid Epoxy
1216KF-R	No	Right	Solid Epoxy



ADA Instructor Desk

An accessible instructor's desk. This unit has a roll-under sink with paddle handle cold water faucet and gas fixture. The knee space is wide enough for a wheel chair to fit into the space (sink measures: 14"W x 10"D x 5"H). The 34"H meets ADA requirements (having a 19" depth, 27" knee height, 30" width and 8-1/2" knee clearance from the front table top edge). It includes a duplex outlet, file drawer, three smaller drawers and a pull-out writing board. It is finished with a chemical resistant, earth-friendly UV finish. Choose from either a 1" solid epoxy or phenolic resin top with an epoxy sink and a rod socket. Unit also includes a greenlaw arm. Overall size: 72"W x 30"D x 34"H.

ITEM #	TOP
1214K-L-ADA	Solid Phenolic
1216K-L-ADA	Solid Epoxy



Rod Sockets

Receives the tapered end of 3/4" uprights.

ITEM #	PRODUCT
206505*	Rod Socket



Gas Cocks

These fittings have a ground key valve for long life. Units are complete with nipple, lock nut and washer for installation and are deck mounted.

ITEM #	PRODUCT
100047*	Single Gas Cock
100048*	90° Gas Cock
100049*	180° Gas Cock
100466*	360° Gas Cock



Gooseneck Faucets

Chrome plated brass, deck mounted faucets are 18" H. Multi-service fixture includes cold water and two gas cocks. Mounting hardware provided.

ITEM #	PRODUCT
100074-BKR*	Multi-service Fixture
100051*	Cold Water Faucet
100061*	Hot Water Faucet
100467*	Mixing Faucet



Hand Pump

Piston action mechanism for high water flow and long term prime lock. Chrome base and spout.

ITEM #	PRODUCT
100013*	Chrome Hand Pump



Floor Mounting Brackets

Set of four L-shaped mounting brackets are used to permanently attach tables to the floor.

ITEM #	PRODUCT
100728X4*	Floor Mounting Brackets (Set of 4)



2-1/2 Gallon Jug

Plastic jug found in our mobile sink units. Holds up to 2-1/2 gallons of liquid.

ITEM #	PRODUCT
100118*	2-1/2 Gallon Jug



Rubber Leg Boots

Fits snugly to 2-1/4" table legs. Sold in set of 4.

ITEM #	PRODUCT
100076X4*	Leg Boots (Set of 4)

add-on Side Desk

It attaches to our 5' and 8' instructor desks. Crafted from solid oak, oak and hardwood veneers (same as the instructor's desk). It is finished with a chemical resistant, earth-friendly UV finish. The side desk features one 13-1/2"W x 18"D x 10-1/4"H file drawer, two 13-1/2"W x 18"D x 4"H storage drawers and one 19-1/2"W x 18"D x 3"H pencil drawer. All drawers come with locks. The unit includes a 14-1/2"W x 20"D pull-out writing board. The classroom side of the unit features a bookshelf with one fixed shelf. The unit can be attached to either the right or left side of the instructor desk.

ITEM #	SIZE	TOP
1144K	48"W x 30"D x 30"H	Solid Phenolic
1146K	48"W x 30"D x 30"H	Solid Epoxy



Labhand

Designed to provide a safe, convenient surface for laptops, tablets or books in a laboratory setting. The LabHand is mounted on a solid plastic rod which fits securely into standard rod sockets. The platform is made of powdercoat steel to create a surface that will withstand the

typical chemicals found in laboratories. The LabHand holds laptops and books off the work surface protecting them from spills and increasing the amount of workspace available. 12" square with 5-1/2" rod.

ITEM #	PRODUCT	MATERIAL
100994*	LabHand	Powdercoat Steel
100994X6*	LabHand (Set of 6)	Powdercoat Steel

Greenlaw Arm

Includes 3/4" x 3/4" clamp, a 3/4" x 36" upright and a 3/4" x 18" crossbar. Fits in a rod socket with a 3/4" receiver.


Upright Set

Includes two each 3/4" x 1/2" clamp, two 3/4" x 36" upright and a 1/2" x 40" crossbar. Fits in a rod socket with a 3/4" receiver.

ITEM #	PRODUCT
100245GRARM*	Greenlaw Arm
100604*	Upright Set w/Full Crossbar



GREENLAW ARM



UPRIGHT SET

UPRIGHTS, CROSSBARS, CLAMPS—Solid machined aluminum, these units are nearly impossible to break.

ITEM #	SIZE	PRODUCT
100002*	3/4" x 3/4"	Clamp
100003*	3/4" x 1/2"	Clamp
100004*	3/4" x 36"	Upright

ITEM #	SIZE	PRODUCT
100005	3/4" x 18"	Crossbar
100006*	3/4" x 48"	Crossbar
100007*	1/2" x 40"	Crossbar



ITEM #	PRODUCT
4000K*	Mirror

Mirror



Our shatter resistant acrylic mirror is enclosed in a solid oak frame with a natural transparent finish. Easily mounts on 1/2" diameter crossbar of any of our mobile labs which include uprights and crossbar. It can be tilted to any angle--held secure with nylon screws in the mounting brackets. Overall dimensions: 20-3/4" x 27-3/4". Weight 10 lbs

Mirror/Marker Board



This solid oak frame unit allows for the unobstructed use of the shatter resistant acrylic mirror and marker board. Unit can be tilted to any angle or completely reversed . The unit is held secure to the 1/2" diameter crossbar (not included, see page 29) by tightening the screws to the frame. Measures 20-3/4" x 27-3/4". Weight 12 lbs.



ITEM #	PRODUCT
4001K*	Mirror/Marker Board



(Shown With Optional Mirror)

versatile

Economy Mobile Lab Table



Constructed from select oak and oak veneers with a chemical resistant, earth-friendly UV finish. It features unbreakable aluminum sliding door glides and lock. The 1-1/4" thick high-pressure laminated top is bound with a Plastic-T Molding. It has a mobile capacity of 500 lbs., and is equipped with a stainless steel look sink, hand pump, heavy-duty 4" locking swivel casters, 25' grounded extension cord, two 2-1/2 gallon water bottles, connecting hoses, two 3/4" diameter upright rods, one 1/2" diameter crossbar with clamps, two fully adjustable shelves, and a GFI protected AC duplex electrical outlet. Unit is also available with a flat top. Sink measures 15"W x 13"L x 5"D. Dimensions: 48"W x 24"D x 36"H. Weight: 185 lbs.

ITEM #	PRODUCT
4111K*	Economy Lab Table
4111KF	Economy Lab Table w/Flat Top
4111KF-RS	Economy Lab Table w/Flat Top and Rod Sockets
100245GRARM*	Greenlaw Arm
100604*	Upright Set w/Full Crossbar
4000K*	Optional Mirror
4001K*	Optional Mirror/Marker Board

Note: On "RS" units, the greenlaw arm or upright full crossbar set is not included.

Mobile Laboratory Unit




A fully equipped, locking self-contained demonstration unit. It features, a sturdy 1-1/4" thick high-pressure laminated surface with durable drop leaf extensions. Constructed from select oak and oak veneers with a chemical resistant, earth-friendly UV finish. It features unbreakable aluminum sliding door glides and lock. The unit comes standard with a stainless steel look sink, and hand pump. A GFI protected AC duplex electrical outlet is built into the lab. The cabinet rides on 4" heavy-duty ball-bearing swivel casters with brakes. Includes a 25' foot extension cord, two tote trays, two 2-1/2 gallon water bottles, connecting hoses, two 3/4" diameter upright rods, one 1/2" diameter crossbar and clamps, a propane burner with stand and 2 adjustable shelves. Unit is also available without the sink, faucet, rod sockets and upright set. Mobile capacity: 500 lbs. Weight: 230 lbs. Overall dimensions: 48"W x 24"D x 36"H. Extended Top: 72"W x 24"D. Sink: 15"W x 13"L x 5"D.



4121K

ITEM #	PRODUCT
4121K *	Mobile Laboratory Unit
4121KF	Mobile Laboratory Unit w/ Flat Top
4121KF-RS	Mobile Laboratory Unit Mobile w/Flat Top, Rod Sockets
100245GRARM*	Greenlaw Arm
100604*	Upright Set w/Full Crossbar
4000K*	Optional Mirror
4001K*	Optional Mirror/Marker Board

Note: On "RS" units, the greenlaw arm or upright full crossbar set is not included.



4222K

Mobile Demo Table With Drawers



A self-contained unit with its own water supply, waste container, stainless steel look sink and hand pump, two 3/4" diameter upright rods, one 1/2" diameter crossbar and clamps. The four drawers are mounted on epoxy-coated nylon bearing glides. Sliding, locking doors conceal the drawers and storage compartment, and the supplied two 2-1/2 gallon water bottles. Finished with a chemical resistant, earth-friendly UV finish. Heavy-duty 4" ball-bearing swivel casters with brakes, support 500 lbs. Includes a GFI protected AC duplex electrical outlet and can be powered with the supplied 25' extension cord. The top is 1-1/4" thick ChemGuard high pressure laminate. Sink measures 15"W x 13"L x 5"D. Unit is also available without the sink, faucet, rod sockets and upright set. Overall dimensions are 48"W x 28"D x 36"H. Weight: 215 lbs.

ITEM #	PRODUCT
4222K*	Mobile Demo Table
4222KF	Mobile Demo Table w/Flat Top
4222KF-RS	Mobile Demo Table w/Flat Top, Rod Sockets
100245GRARM*	Greenlaw Arm
100604*	Upright Set w/Full Crossbar
4000K*	Optional Mirror
4001K*	Optional Mirror/Marker Board

Note: On "RS" units, the greenlaw arm or upright full crossbar set is not included.

Extra-Large Mobile Demo Center



Self-contained demo center is constructed of quality solid hardwood, and oak veneers with a chemical resistant, earth-friendly UV finish. Features one file drawer with full extension glides, 3 smaller drawers (all dove-tailed) and two cupboard spaces with locks and wire pulls. The drawers run on epoxy-coated steel glides with nylon rollers. This demonstration center rolls easily on 4" locking swivel casters. Included are 15" x 13" x 5" stainless steel look sink, hand water pump, two 2-1/2 gallon water bottles and connecting hose, two rod sockets, two each 3/4" diameter x 36"L upright anodized aluminum rods, and 1 each 1/2" diameter anodized aluminum crossbar with connecting clamps. Included to help organize storage is a handy removable storage tote tray and a pegboard with hooks. Comes with an oak framed combination mirror/marker board. Electrical service is supplied by means of a 25' extension cord which can be connected to a GFI protected AC duplex receptacle installed in the side of the cabinet. The top is black 1-1/4" ChemGuard laminate. Unit can also be ordered with a flat top. Mobile capacity: 500 lbs. Overall dimensions: 30"D x 54"W x 36"H. Shipping weight 310 lbs.



4342K

ITEM #	PRODUCT
4342K*	Mobile Demo Unit w/Sink & Fixtures
4342KF	Mobile Demo Unit w/Flat Top
4342KF-RS	Mobile Demo Unit w/Rod Sockets
100245GRARM*	Greenlaw Arm
100604*	Upright Set w/Full Crossbar

Note: On "RS" units, the greenlaw arm or upright full crossbar set is not included.



(Shown With Optional Mirror)

Mobile Desk With Storage



This mobile unit is equipped with two storage compartments. The three drawers (one file, two box) have dovetail joints and run smoothly on epoxy coated steel glides. Includes a pull-out writing board, locks for drawers and doors, two 2-1/2 gallon water bottles with connecting hoses, two 3/4 diameter upright rods, one 1/2" diameter crossbar, two connecting clamps and two rod sockets installed in the table top. In addition it has a 15" x 13" x 5" stainless steel sink with a hand pump, a 1-1/4 ChemGuard laminate top and a 21" x 28 pegboard and assorted hooks for storage. The mobile demo unit can be powered by a duplex outlet, an inlet and a 25' extension cord. It rolls easily on 4" locking, swivel casters and is finished with a non-emitting UV finish. Dimensions are 28"D x 48"W x 36"H. Weight: 250 lbs.

ITEM #	PRODUCT
4332K*	Mobile Desk w/Storage
4332KF	Mobile Desk w/Storage and Flat Top
4332KF-RS	Mobile Desk w/Storage Flat Top, Rod Sockets
100245GRARM*	Greenlaw Arm
100604*	Upright Set w/Full Crossbar
4000K*	Optional Mirror
4001K*	Optional Mirror/Marker Board

Note: On "RS" units, the greenlaw arm or upright full crossbar set is not included.

*new***Hot Water Mobile Station**

Need hot water, but there is no plumbing close? This hot water station provides the ability to move to any location and still have access to hot water. The oak veneer cabinet features a water heater and water pump providing you with a hot or cold water. Water tanks: 5 gallon fresh water tank and 6 gallon waste water tank. We recommend starting with room temperature water in the fresh water tank to get the maximum use of the water heater. The mobile sink has a stainless steel sink, a hot and cold water mixing faucet and a duplex outlet. It comes with an extension cord and have an outlet. Water heats up to 10 to 15 degrees warmer than the fresh tank temperature. Unit rolls easily on 4" locking, swivel casters and locks.



ITEM #	PRODUCT
HWS-3624	Hot Water Mobile Station



(Shown With Optional Mirror)

ADA Mobile Lab Unit

Perfect for the physically impaired or for classroom demos. Constructed of solid oak, hardwood and oak veneers with a chemical resistant, earth-friendly UV finish. The 1-1/4" ChemGuard top is supplied with or without a stainless steel look sink, toggle switch water pump, two 2-1/2 gallon supply and waste containers, GFI AC duplex receptacle with inlet socket, 25' extension cord, two rod sockets, two each 3/4" diameter x 36" long upright rods, 1/2" x 40" crossbar and two rod clamps. With a mobile capacity of 500 lbs. it rolls easily on 4" ball-bearing swivel casters with brakes. Dovetailed drawers are constructed of plywood and ride on epoxy coated glides. Cupboard door and drawers have locks. Wheelchair accessible from two sides, measures 32"W x 29"H. Inside drawers measure: 14.5"W x 19"D x 6"H. Dimensions: 72"L x 24"D x 33"H. Weight: 240 lbs.

ITEM #	PRODUCT	SINK
4352K*	ADA Compatible Mobile Lab Station	15"L x 13"W x 5"D
4352KF	ADA Compatible Mobile Lab Station w/Flat Top	N/A
4352KF-RS	ADA Compatible Mobile Lab Station w/Rod Sockets	15"L x 13"W x 5"D
100245GRARM*	Greenlaw Arm	N/A
100604*	Upright Set w/Full Crossbar	N/A
4000K*	Optional Mirror	N/A
4001K*	Optional Mirror/Marker Board	N/A

Note: On "RS" units, the greenlaw arm or upright full crossbar set is not included.



Interactive Mobile Media Cabinet

A unique mobile cabinet that allows the user to store, move and use many electronic devices at one time. The unit has ample storage with two dovetailed drawers and cabinets with adjustable shelves for things like projectors, printers, laptops, and general supply items. The 1" phenolic resin top is both chemical resistant and easy to clean. The top has a cutout section (21.75"W x 17.25"D) where a monitor can be attached to a flat panel monitor arm. A monitor (not included) can adjust to be exposed above the cabinet, or used in the cabinet and seen through a Plexiglas panel that fits over the opening. A phenolic panel is also included for times when the monitor is not needed. The unit includes a pullout keyboard tray, 2 data ports, an extension cord, a duplex outlet and an inlet plug. On the backside of the unit, doors provide access to a power-strip, which has 8 outlets. Throughout the unit there are holes for running cables to the appropriate areas. Venting is cleverly disguised in the bottom of the unit. This unit is available in either oak or maple veneer and is finished in a chemical resistant finish. Overall size: 74"W x 32"D x 36"H.



FOLD-DOWN MONITOR
DISPLAY



MONITOR W/
PLEXIGLASS



PROTECT MONITOR W/
PHENOLIC PANEL

ITEM #	PRODUCT	WOOD
4544K	Mobile Media Cabinet	Oak
4544M	Mobile Media Cabinet	Maple

Note: Monitor, computer, etc. are not included.

Universal Tablet Holder

Perfect for iPad® to Kindle® tablets, this tablet holder accommodates all tablets sized between 6" and 12". It has a holder with two adjustable straps and a flexible arm. The tablet holder is made of engineer grade materials and the arm fits into a standard rod socket. The holder has a quick release connector so the tablets are easy to remove and store, while leaving the arm in place. Arm height is 8-1/2". Color: Black with warm gray.



ITEM #	PRODUCT
24997	Universal Tablet Holder



Bare Bones Mobile Storage Cabinet



Ideal for moving demonstrations around the room, school or lab. Constructed of select oak and oak veneers with a chemical resistant, earth-friendly UV finish. Includes unbreakable aluminum sliding door glides, lock and one fixed shelf (clearance of the shelf is 13-5/8"). Edges of the 1-1/4" thick high pressure laminated top are bound with a Plastic-T Molding. With a weight capacity of 500 lbs., it rolls on 4" heavy-duty ball-bearing swivel casters with brakes. Dimensions: 48"W x 24"D x 36"H. Weight: 180 lbs.

ITEM #	TOP
4101K*	P. Lam



Mobile Storage Cabinet



A compact, versatile rolling storage cabinet that is constructed of select oak and oak veneers with a chemical resistant, earth-friendly UV finish. The adjustable shelf is arranged to allow tall items to be placed in the unit as well as allowing use of the shelf (measures 18"D x 32"W). With a mobile capacity of 500 lbs., it comes equipped with four heavy-duty swivel casters with brakes. The doors lock for security. The unit is available with black 1-1/4" Plastic Laminate or 1-1/4" ChemGuard top. Dimensions: 36"W x 24"D x 36"H. Shipping weight: 140 lbs.

ITEM #	TOP
4401K*	P. Lam
4402K*	ChemGuard

necessity

Mobile Demo Cart



Designed for the transportation of equipment and supplies. Features solid oak construction. The legs are 2-1/4" square and are securely fastened to the 4-1/2" high apron with factory installed 5/16" hanger bolts through the heavy-duty 13 gauge steel corner braces. Includes leg stretchers and auxiliary oak plywood shelf. The unit rolls easily on 4 factory installed 3" ball-bearing swivel casters with brakes. The cart is finished with a chemical resistant, earth-friendly UV finish. The unit is supplied with either a factory installed black 1-1/4" Plastic Laminate or 1-1/4" chemical resistant ChemGuard top. Shipped partially unassembled. Dimensions: 36"W x 24"D x 30"H. Wt. 95 lbs.

ITEM #	TOP
4501K*	P. Lam
4502K*	ChemGuard





Mobile Tote Tray Storage

Store various materials with these large totes. Constructed of oak veneers and solid oak with a chemical resistant, earth-friendly UV finish. With a mobile capacity of 500 lbs., this unit rolls easily on 4" locking swivel casters. The two lockable doors swing 270° and conceal 21 hard plastic tote trays. Tote trays measure 19"L x 14-1/4"W x 3-1/2"H. Plastic laminate top can double as a work surface. Overall unit measures: 48"W x 24"D x 41-1/2"H.

ITEM #	PRODUCT
4751K*	Mobile Tote Tray Storage
100135*	Replacement Tote Tray

Write-N-Roll Mobile Storage

Versatile mobile storage with an adjustable position top that has a 3mm black PVC edge. The top is made of 3/4" white marker board so messages or techniques can be demonstrated. Directly beneath the top is storage for flat items like paper and books measuring 19" x 25." The top can be positioned conveniently with the two 10-position arms. The cabinet is constructed of oak and select hardwood veneers with a chemical resistant, earth-friendly UV finish. Open the doors which feature 96MM pulls to reveal even more storage. The left side of the cabinet has five tote trays (13" x 17-1/2" x 3-1/2" inside dimension) that can be adjusted on 1-1/2" centers. The right side of the unit features three drawers (13" x 17" x 2-1/2" inside dimension) that are mounted on adjustable drawer glides that can be mounted on 1/2" centers. With a mobile capacity of 500 lbs., it rolls easily on 4" swivel casters with brakes. Dimensions: 36"W x 24"D x 36"H. Weight: 175 lbs.



ITEM #	TOP
4901K	White Marker Board



Mobile Balance Storage Cabinet

Constructed of solid oak and oak veneered plywood with chemical resistant, earth-friendly UV finish. Featured are locking doors, both front and back with unbreakable aluminum glides. Supplied with four adjustable shelves (weight capacity of 40 lbs per sq. ft.). With a mobile capacity of 500 lbs., it rolls on heavy-duty swivel casters with brakes. The top is black 1-1/4" plastic laminate and furnishes an auxiliary work surface. Dimensions; Shelves are 3/4"H x 8"D x 42"L, Overall is 48"W x 24"D x 40"H. Weight: 230 lbs.

ITEM #	TOP
5201K*	Plastic Laminate

Mobile Micro-Charge Station

A mobile oak cabinet that is equipped to recharge microscopes while they are safely stored behind locked doors. The peninsula style cabinet interior (7"W x 9"D x 15"H) holds 16 microscopes and has storage space for other essentials such as slides. All this with only one electrical connection from the cabinet's side. It is finished with a chemical resistant, earth-friendly UV finish. The 1-1/4" plastic laminate top doubles as a work surface. Mobile capacity: 500 lbs. Dimensions: 48"W x 30"D x 40-1/4"H. Weight: 311 lbs.

ITEM #	TOP
4741K*	P. Lam



Mobile Microscope Storage Cabinet

Provides a safe, convenient way to store your microscopes. It is constructed of solid hardwood, solid oak and oak veneers with a chemical resistant, earth-friendly UV finish. The front and back doors have locks. The unit contains removable wire dividers to provide an individual space for each individual microscope (6-3/4" x 10" x 15-1/2"). With a mobile capacity of 500 lbs., this cabinet rolls on heavy-duty swivel casters with brakes. The top is 1-1/4" black plastic laminate and furnishes an auxiliary work surface. The cabinet has storage for 24 standard microscopes. Dimensions: 48"W x 24"D x 40-3/4"H. Weight: 220 lbs.

ITEM #	TOP
4701K*	P. Lam

locking

Mobile Laptop Recharging Station

Sliding hardwood plywood doors front and back provide safe, easy access to the charging station. Multiple outlet plug strips in the back section allow easy plug-in of up to 20 computers. The cords from the outlet strips can be fed through a hole in the floor of the unit so that the doors can be locked during charging. The wire dividers minimize heat build up during charging. The unit is also equipped with vents and fan to disperse heat. The unit is constructed of oak and hardwood plywood with a 1-1/4" black plastic laminate top. With a mobile capacity of 500 lbs., this cabinet rolls on 4" heavy duty swivel locking casters. Laptop opening: 3-5/8"W x 13"D x 13"H. Dimensions: 48"W x 24"D x 36"H.

ITEM #	TOP
5201K*	P. Lam





Tall Storage w/Glass Doors

Showcase your specimens with this beautiful clear glass door cabinet. Solid hardwood, solid oak and oak veneers, protected by a chemical resistant, earth-friendly UV finish. The oak framed 3/16" tempered glass doors are designed to crumble when broken preventing large dangerous shards. Each cabinet comes with a three-point locking system. The 24"W cabinet has one locking door that is hinged right. Glass door units have one fixed and four adjustable 1" shelves (weight capacity: 40 lbs. per sq. ft). Dimensions: 22"D x 84"H.

ITEM #	PRODUCT	DOORS
315-2422	24"W Glass Door Storage	1 Glazed Door
358-3622	36"W Glass Door Storage	2 Glazed Doors
358-4822*	48"W Glass Door Storage	2 Glazed Doors

Cabinet should be secured to the wall for safety. Mounting hardware is not included.

locking display

Tall Storage w/Glass Doors

Two and four glass door oak display cabinets that are a great addition to the classroom. The top and bottom doors are divided making it easy to segregate your display types. The fixed shelf in the middle creates the ability to lock the top and the bottom doors separately. The right hinged doors have a lock which locks both right and left hinged (with astragal) doors. There is also a fixed bottom shelf and two adjustable shelves in the bottom and top sections each. Each shelf holds 40 lbs per square foot. 36"W and 48"W units have 1" thick shelves. 24"W cabinets have 1" thick shelves. The display cabinet is made of oak veneers with solid wood framed glass doors. The glass doors are made of 3/16" tempered glass which is designed to crumble when broken, preventing injuries. The oak is finished with a non-emitting UV finish. The cabinet is available in three widths: 24" (two door), 36" or 48"W (four door). Overall dimensions: 22"D x 84"H.

ITEM #	PRODUCT	DOORS
320-2422	24"W Glass Door Storage	2 Glazed Doors
357-3622	36"W Glass Door Storage	4 Glazed Doors
357-4822	48"W Glass Door Storage	4 Glazed Doors

Cabinet should be secured to the wall for safety. Mounting hardware is not included.





Tall Storage w/Oak Veneer Doors

Solid hardwood, solid oak and oak veneers with a chemical resistant, earth-friendly UV finish. Available with hinged oak doors. Each cabinet comes with a three-point locking system. Units 36" and wider have 1" shelves. 24" wide oak door units have 3/4" shelves, and one locking door that is hinged right. All units include two fixed and four adjustable shelves (weight capacity: 40 lbs per sq. ft.)

ITEM #	PRODUCT	DOORS
313-2422	24"W Oak Tall Storage	1 Solid Door
353-3622	36"W Oak Tall Storage	2 Solid Doors
353-4822*	48"W Oak Tall Storage	2 Solid Doors

Cabinet should be secured to the wall for safety. Mounting hardware is not included.



Tall Storage w/Oak Veneer Doors

Beautiful two and four door cabinets. The top and bottom doors are divided making it easy to segregate your storage needs. The fixed shelf in the middle creates the ability to lock the top and bottom doors separately.

The right hinged doors have a lock which locks both right and left hinged (with astragal) doors. There is also a fixed bottom shelf and two adjustable shelves in the bottom and top sections. Each shelf holds 40 lbs per square foot. 36"W and 48"W units have 1" thick shelves. 24"W cabinets have 3/4" thick shelves. The storage cabinet is made of oak veneers with solid doors. The wood is finished with a non-emitting UV finish. Available in three widths: 24" (two door), 36" or 48"W (four door). Overall dimensions: 22"D x 84"H.



ITEM #	PRODUCT	DOORS
318-2422	24"W Oak Tall Storage	2 Solid Doors
356-3622	36"W Oak Tall Storage	4 Solid Doors
356-4822	48"W Oak Tall Storage	4 Solid Doors

Cabinet should be secured to the wall for safety. Mounting hardware is not included.



Tote Tray Storage Cabinet



This organized storage case holds 48 hard plastic tote trays (tray dimensions: 19"W x 14-1/4"D x 3-1/2"H). A great place for students to store their art or science projects. Tote tray storage case has hinged oak doors with three-point locking handles. It is finished with a chemical resistant, earth-friendly UV finish. Includes 48 totes. Weight: 490 lbs. Overall Dimensions: 48"W x 22"D x 84"H.

ITEM #	PRODUCT
350-4822*	Tote Tray Storage Cabinet
100135*	Replacement Tote Tray

Cabinet should be secured to the wall for safety. Mounting hardware is not included.

Tote tray & Shelving Storage Cabinet

A great place to store projects and larger objects...perfect for a science or art room. This unit is made up of solid oak and oak veneers with an earth-friendly, chemical resistant UV finish. The doors have three-point locking handles for secure storage. Inside you will find 24 hard plastic totes (19"W x 14-1/4"D x 3-1/2"H) and one fixed and two adjustable shelves. Includes 24 totes. Shelves hold up to 40 lbs. per square foot. Dimensions: 48"W x 22"D x 84"H.

ITEM #	PRODUCT
351-4822	Tote Tray & Shelving Storage Cabinet
100135*	Replacement Tote Tray

Cabinet should be secured to the wall for safety. Mounting hardware is not included.





Rock/Paper Storage Cabinet

Whether you are storing paper, rocks, or insects this unit will fit the bill. Seven large drawers (4"H x 44"W x 26"D) big enough to hold large flat objects, each has a maximum weight limit of 100 lbs. The three shelves (two adjustable) allow you to store over-sized items like models. Shelves are 1" thick and hold up to 40 lbs. per square foot. Unit is constructed of oak and oak veneers with an earth-friendly, chemical-resistant UV finish. It has a three-point locking handle system. Overall Dimensions: 48"W x 30"D x 84"H.



ITEM #	PRODUCT
354-4830	Rock/Paper Storage Cabinet

Cabinet should be secured to the wall for safety. Mounting hardware is not included.



stackable Flat File System

Protect and store your art work, drawings or biological collections. These flat files hold papers up to 24" x 36". The inside of the drawers measure 37"W x 24-3/4"D x 1-1/2"H and feature full extension glides. Up to three units can be stacked providing you with ample storage. All three pieces are interlocking to each other or can be independent of each other. Start with the 4" toe kick which is covered with rubber base molding. Next stack the flat files (five drawers each) and for a finished look add the veneered top. Features include dovetailed drawers, your choice of veneered oak or maple, ADA compliant pulls and label holders.

ITEM #	PRODUCT	WOOD	SIZE
FFST-3624K	Flat File Finished Top	Oak	41"W x 28"D x 3/4"H
FFST-3624M	Flat File Finished Top	Maple	41"W x 28"D x 3/4"H
FFS-3624K	5-Drawer Middle Section	Oak	40-1/2"W x 27"D x 17"H
FFS-3624M	5-Drawer Middle Section	Maple	40-1/2"W x 27"D x 17"H
FFSB-3624	Separate Sub Base	N/A	40-1/2"W x 27"D x 4"H



redesigned Wardrobe Cabinet

Constructed of oak veneers and solid hardwoods with a chemical resistant, earth-friendly UV finish. Half of the unit features a coat rod with a shelf above. Unit also includes two unexposed file drawers with full extension glides. One fixed and three adjustable shelves are found above the file drawers. Mirror measures: 13"H X 9.5"W. Unit has three-point latching handles which lock. Weight: 360 lbs.

ITEM #	DIMENSIONS
360-3622	36"W x 22"D x 84"H

Cabinet should be secured to the wall for safety. Mounting hardware is not included.

Microscope Storage Cabinet

Constructed of solid oak, hardwood and oak veneers, using dowel construction, with a chemical resistant, earth-friendly UV finish. Solid oak framed glazed doors are hinged with three-point locking handles. Tempered glass is 3/16" thick. Microscopes are stored safely and conveniently on two fixed and three adjustable 1" shelves (weight capacity of 40 lbs per sq. ft.). Adjustable wire dividers allow for storage of microscopes of various sizes. Dividers can be removed to use shelves for general storage. The 24"W cabinet has one locking door that is hinged right. Available in three sizes. 24"W x 16"D x 84"H holds 15 microscopes. 36"W x 16"D x 84"H holds 20 microscopes. 48"W x 16"D x 84"H holds 25-30 microscopes. Individual compartments can vary per size ordered; maximum size is 7-1/4"W x 14"H.

ITEM #	# OF DOORS	DIMENSIONS
370-2416	1	24" Wide/Wt. 230 lbs.
372-3616	2	36" Wide/Wt. 255 lbs.
372-4816*	3	48" Wide/Wt. 326 lbs.

Cabinet should be secured to the wall for safety. Mounting hardware is not included.





universal

Micro-Charger Glass Door Cabinet

This beautiful oak cabinet with tempered glass doors is finished with a chemical resistant, earth-friendly UV finish. It is equipped to recharge up to 16 cordless microscopes (not included) within eight hours while it is safely stored behind locked doors (Microscope

Dimensions: 8-3/4"W x 12-1/4"D x 16-3/4"H). All this with only one electrical connection. The microscopes are protected from theft by a three-point locking handle. Overall size: 36"W x 16"D x 84"H.

ITEM #	PRODUCT	DIMENSIONS
373-3616	Micro-Charger Glass Door Cabinet	36"W x 16"D x 84"H

Cabinet should be secured to the wall for safety. Mounting hardware is not included.



new Wood Cubbies

A great way to store materials in your classroom. These cubby units are available in both oak and maple veneer and can be ordered in sections from one to four. Each section contains four cubbies, which measure: 10.5"W x 14"D x 10.5"H. The sections are divided with 3/4" veneered plywood and finished with a hard, UV finish. The back is designed to be anchored to a wall for stability. Black rubber base molding gives the cubby unit a finished look.

ITEM #	WOOD	DIMENSIONS
CC-1215M	Maple	One section 12"W x 15"D x 51"H
CC-2415M	Maple	Two sections 24"W x 15"D x 51"H
CC-3615M	Maple	Three sections 36"W x 15"D x 51"H
CC-4815M	Maple	Four sections 48"W x 15"D x 51"H
CC-1215K	Oak	One section 12"W x 15"D x 51"H
CC-2415K	Oak	Two sections 24"W x 15"D x 51"H
CC-3615K	Oak	Three sections 36"W x 15"D x 51"H
CC-4815K	Oak	Four sections 48"W x 15"D x 51"H

Cabinet should be secured to the wall for safety. Mounting hardware is not included.



new Backpack Lockers

Store backpacks, coats and totes in these sturdy wood lockers. The backpack units are available in both oak and maple veneer and can be ordered in sections from one to four. Each section contains two small cubbies, which measure: 10.5"W x 14"D x 10.5"H and a larger backpack cubby, which measures: 10.5"W x 14"D x 26"H. The locker section has a double hook mounted for hanging jackets and backpacks. The sections are divided with 3/4" veneered plywood and finished with a hard, UV finish. The back is designed to be anchored to a wall for stability. Black rubber base molding gives the locker unit a finished look.

ITEM #	WOOD	DIMENSIONS
BP-1215M	Maple	One section 12"W x 15"D x 51"H
BP-2415M	Maple	Two sections 24"W x 15"D x 51"H
BP-3615M	Maple	Three sections 36"W x 15"D x 51"H
BP-4815M	Maple	Four sections 48"W x 15"D x 51"H
BP-1215K	Oak	Two sections 24"W x 15"D x 51"H
BP-3615K	Oak	Three sections 36"W x 15"D x 51"H
BP-4815K	Oak	Four sections 48"W x 15"D x 51"H

Cabinet should be secured to the wall for safety. Mounting hardware is not included.



Skeleton Cabinet

Choose the model that suits your classroom skeleton—either on a rolling stand or a hanging model on a retractable glide. Constructed of solid oak and oak veneers, with a chemical resistant, earth-friendly UV finish. The retractable glide is included in the hanging model. Both locking cabinets have wood framed 3/16" tempered glass doors for easy viewing. A shelf is included with each unit for extra storage. Overall size: 24"W x 22"D x 84"H. Wt. 220 lbs.

ITEM #	PRODUCT
375-2422	Hanging Model Cabinet
377-2422	Roll-in Cabinet



Cabinet should be secured to the wall for safety. Mounting hardware is not included. Skeleton is not included.



Premier Display Cabinet

These beautiful maple and oak locking cabinets can be used to display anything from artwork to taxidermy to trophies. One fixed bottom shelf and three adjustable tempered glass shelves provide lots of flexible storage. The sliding glass doors and sides allow people to view the highlighted items. Light is included but not installed, local codes may require it to be hardwired. The weight capacity per shelf is 30 lbs. The unit is finished with a chemical resistant, earth-friendly UV finish.

ITEM #	WOOD	PRODUCT
380-4822M	Maple	48"W x 22"D x 84"H
380-4822K	Oak	48"W x 22"D x 84"H

Cabinet should be secured to the wall for safety. Mounting hardware is not included.



Knowledge-Plus Wall

Provides you with a way to present to your class, but also provides you with ample storage for all your classroom activities. This unit measures 96"W x 24"D x 84-1/4"H and includes 2-4' sliding porcelain marker boards. Directly above the marker boards is a map rail, which extends the width of the unit. The porcelain marker boards are magnetized as well. Behind the sliding marker boards are six adjustable shelves. The lower storage cabinets contain one adjustable shelf and both units lock. Available in Maple and Oak.

ITEM #	PRODUCT
LW-8K	Learning Wall / 8'W Oak
LW-8M	Learning Wall / 8'W Maple



Cabinet should be secured to the wall for safety. Mounting hardware is not included.

standard Storage Bookcase

Open oak shelving allows for a clear view (two fixed/four adjustable shelves). Adjustable shelf weight capacity is 40 lbs per square foot. A chemical resistant, earth-friendly UV finish coats the top, back and sides of each unit. Available in three widths.

ITEM #	PRODUCT	SIZE	WEIGHT
301-2422	84"H Storage Bookcase	24"W X 22"D X 84"H	250
301-3622	84"H Storage Bookcase	36"W X 22"D X 84"H	270
301-4822	84"H Storage Bookcase	48"W X 22"D X 84"H	310

Cabinet should be secured to the wall for safety. Mounting hardware is not included.



Chemical Storage

Open oak shelving with added safety, anti-roll lips are features on each fixed shelf (all shelves are fixed). A chemical resistant, earth-friendly UV finish coats the top, back and sides of each unit. Available in three heights, shelves are 10 inches apart.

ITEM #	PRODUCT	SIZE	WEIGHT
445-3616	36"H Chemical Bookcase (3 fixed shelves)	36"W X 16"D X 36"H	120
446-3616	48"H Chemical Bookcase (4 fixed shelves)	36"W X 16"D X 48"H	240
447-3616	72"H Chemical Bookcase (6 fixed shelves)	36"W X 16"D X 72"H	310

Cabinet should be secured to the wall for safety. Mounting hardware is not included.



BT012



BT113



BT311

Solid Oak Book Trucks

Bring the beauty of wood into your classroom or lab. Durable trucks combine a distinctive wood grain of select oak with a natural, medium or dark finish. The fixed shelves are glued then reinforced with screws to support heavy volumes. All trucks have 5" locking swivel casters.



NORTHWOODS OAK



RICH HONEY OAK



DEEP BRONZE OAK

ITEM #	COLOR	# OF SHELVES	CLEARANCE	SIZE	WEIGHT
BT011	Northwoods Oak	2 Sloped and 1 Flat	12"	37-3/4" x 32" x 13"	60 lbs.
BT012	Rich Honey Oak	2 Sloped and 1 Flat	12"	37-3/4" x 32" x 13"	60 lbs.
BT013	Deep Bronze Oak	2 Sloped and 1 Flat	12"	37-3/4" x 32" x 13"	60 lbs.
BT111	Northwoods Oak	3 Flat	12"	37-3/4" x 32" x 13"	55 lbs.
BT112	Rich Honey Oak	3 Flat	12"	37-3/4" x 32" x 13"	55 lbs.
BT113	Deep Bronze Oak	3 Flat	12"	37-3/4" x 32" x 13"	55 lbs.
BT211	Northwoods Oak	3 Flat	15"	45" x 40-1/2" x 14"	70 lbs.
BT212	Rich Honey Oak	3 Flat	15"	45" x 40-1/2" x 14"	70 lbs.
BT213	Deep Bronze Oak	3 Flat	15"	45" x 40-1/2" x 14"	70 lbs.
BT311	Northwoods Oak	4 Sloped and 1 Flat	11"	42-1/4" x 42" x 18"	162 lbs.
BT312	Rich Honey Oak	4 Sloped and 1 Flat	11"	42-1/4" x 42" x 18"	162 lbs.
BT313	Deep Bronze Oak	4 Sloped and 1 Flat	11"	42-1/4" x 42" x 18"	162 lbs.

* ALL FASTRAK PRODUCTS SHIPPED IN 5 BUSINESS DAYS (QTY. RESTRICTIONS APPLY: 30 PER TABLE; 6 PER CABINET)



safety first Shower/Eyewash Station

This unit provides convenient storage for lab safety supplies. Featured is an emergency drench shower head of high impact ABS plastic with a stay open chrome-plated brass valve. Eyewash unit has a 10" diameter stainless steel bowl, lever action ball valve on a plastic laminate top. Upper storage space has 2 adjustable shelves. The lower cabinet locks for security or access for a wheelchair on ADA model. Service piping not supplied. It is finished with a chemical resistant, earth-friendly UV finish. Dimensions: 36"W x 22"D x 84"H. Weight: 265 lbs.

ITEM #	PRODUCT
6900K	Shower/Eye Wash
6900K-ADA	Shower/Eye Wash ADA Model

Cabinet should be secured to the wall for safety. Mounting hardware is not included.

Safety Station

Complete all-in-one safety station has a built-in shower and eyewash station, and storage for other equipment like fire blankets, spill kits, first aid kits and a fire extinguisher. The shower head has a high volume continuous water flow. Pulling the conveniently located pull handle activates the stay open valve. The eyewash is mounted on black plastic laminate over a stainless steel bowl but can be detached and pulled up to 12' away from the station for washing eyes or other small areas. The eyewash paddle handle activates the stay open valve leaving the users hands free. Shelving, both locking and open, is available. The area beneath the storage is open to allow the mounting of various safety apparatus. The unit is ADA compliant with room for a wheelchair and lever controlled fixtures. Includes a 4" chase behind to allow plumbing to run. It is finished with a chemical resistant, earth-friendly UV finish. Dimensions: 48"W x 22"D x 84"H. Weight: 280 lbs.

ITEM #	PRODUCT
6950K	Safety Station

Cabinet should be secured to the wall for safety. Mounting hardware is not included.



Medical Treatment Bench

The perfect bench for practicing your medical skills. The treatment bench also doubles as a recovery couch for the nurse's office. This clean, comfortable first aid bench provides students with a place to practice for future careers in the medical field. It has a solid oak base that will hold up to 500 lbs. The base has a 4" thick durable foam vinyl covered cushion with a built-in head rest. Dimensions: 72"L x 30"W x 26"H.

ITEM #	WOOD
FAB-7230K	Oak
FAB-7230M	Maple



new

First Aid Safety Wall Cabinet

This wall mounted first aid cabinet provides instant access to crucial safety materials. Included in the safety cabinet is an ABC fire extinguisher, fire blanket, first aid kit, 2 plastic one gallon jugs, and one galvanized pail. The cabinet has sliding upper doors and one hinged door. Behind the hinged doors are two adjustable shelves. Two cubbies provide storage space for the jugs.

ITEM #	DIMENSIONS
FAC-3613	36"W x 13"D x 30"H

Mobile Tote Tray Storage

Store various materials with these large totes. Constructed of oak veneers and solid oak with a chemical resistant, earth-friendly UV finish. With a mobile capacity of 500 lbs., this unit rolls easily on 4" locking swivel casters. The two lockable doors swing 270° and include 21 hard plastic tote trays. Tote trays measure 19"L x 14-1/4"W x 3-1/2"H. Plastic laminate top can double as a work surface. Overall unit measures: 48"W x 24"D x 41-1/2"H.

ITEM #	PRODUCT
4751K*	Mobile Tote Tray Storage
100135*	Replacement Tote Tray





trending

Hydroponics Growing Center

Self contained ebb and flow hydroponics growing system. The perfect way to learn how plants can grow without soil and helps teach the basic concepts for the plants needs, nutrition, food production, recycling, agricultural technology and soil-less growing environments. This mobile hydroponics center includes grow lights and water pump. The adjustable timers enable you to grow your plants with the perfect amount of water and sunlight. The construction allows easy access for students and teachers alike. The Hydroponics Center is made of solid maple and maple veneers. The containment plant tray is 8"H x 27-1/2"D x 42"W. There is a 25

gallon nutrient reservoir with lid, a locked cabinet for timers and air pump, and a 150 watt grow light. The growing system is completed with a submersible pump, an air pump, an air stone, (2) timers, hoses and ten 6" net pots. The unit moves easily on 4" locking, leveling casters. Overall dimensions: 52"W x 28"D x 78"H.

ITEM #	PRODUCT
HGC-52	Hydroponics Growing Center



D03-3612 | WALL CABINET



D06-3612 | WALL CABINET



121-3622 | BASE CABINET



106-3622 | BASE CABINET



103-3622 | BASE CABINET

BASE CABINETS—Constructed of solid hardwood, solid oak and oak veneers. Base cabinets with choice of three styles: door cabinet, door/drawer cabinet or drawer cabinet. Cabinets can be ganged together to create a wall of base cabinets. All cabinets measure 36"W x 22"D x 35"H. They are finished with a chemical resistant, earth-friendly UV finish. Tops and rubber base molding sold separately. Base molding sold by the foot.

SOLID RESIN TOPS—Finish off your base cabinets with these solid epoxy resin or phenolic resin tops. These solid tops

provide superior chemical resistance. Tops include 4" back splash. Available in 1" thick black.

WALL CABINETS—Constructed of solid hardwood, solid oak and oak plywood veneers. Choose from two models: Oak veneered solid doors or solid oak framed glass doors. Glass doors feature 3/16" thick safety glass. Cabinets have a lock and two adjustable shelves. They are finished with a chemical resistant, earth-friendly UV finish. Units come in varying widths and are 12"D x 30"H.

ITEM #	PRODUCT
121-3622	Drawer Base Cabinet
106-3622	Door/Drawer Base Cabinet
103-3622	Door Base Cabinet
D03-3012	30"W Solid Double Doors - Wall
D03-3612	36"W Solid Double Doors - Wall
D03-4212	42"W Solid Double Doors - Wall
D03-4812	48"W Solid Double Doors - Wall
D06-3012	30"W Glass Double Doors - Wall

ITEM #	PRODUCT
D06-3612	36"W Glass Double Doors - Wall
D06-4212	42"W Glass Double Doors - Wall
D06-4812	48"W Glass Double Doors - Wall
207529F	38"W x 24"D Solid Epoxy Top
207530F	74"W x 24"D Solid Epoxy Top
214515F	38"W x 24"D Solid Phenolic Top
214516F	74"W x 24"D Solid Phenolic Top
100283	Rubber Base Molding per foot



MAPLE



ALMOND P. LAM



NATURAL BIRCH P. LAM

PT-62PNB



PT-62P



PT-61M



PT-60M

Planning Tables



Designed to be used in most any environment from art and general planning to sewing and model construction. The base is constructed of two tapered solid maple pedestal style panel legs and two solid maple truss bars. The unique way the top is attached prevents the table from racking or rocking. The table is finished with an earth-friendly UV finish. Choose from plain, book compartment or

tote tray units. Book compartment measures: 28"W x 13"D x 2-1/2"H. Each tote measures: 13-1/2"W x 19"D x 3-1/2"H. Other choices include standard height (30"H) or elementary height (26"H), and the choice of 1-3/4" solid maple top or 1-1/4" plastic laminate with 3 mm PVC edging in either birch or almond color. Overall size: 60"W x 42"D.



ITEM #	STYLE	SIZE	TOP
PT-62M26	Plain	26"H	Maple
PT-62M*	Plain	30"H	Maple
PT-61M26	Book Compartment	26"H	Maple
PT-61M	Book Compartment	30"H	Maple
PT-60M26	Tote Tray	26"H	Maple
PT-60M	Tote Tray	30"H	Maple
PT-62PNB26	Plain	26"H	Natural Birch P. Lam
PT-62PNB*	Plain	30"H	Natural Birch P. Lam
PT-61PNB26	Book Compartment	26"H	Natural Birch P. Lam
PT-61PNB	Book Compartment	30"H	Natural Birch P. Lam
PT-60PNB26	Tote Tray	26"H	Natural Birch P. Lam
PT-60PNB	Tote Tray	30"H	Natural Birch P. Lam
PT-62P26	Plain	26"H	Almond P. Lam
PT-62P*	Plain	30"H	Almond P. Lam
PT-61P26	Book Compartment	26"H	Almond P. Lam
PT-61P	Book Compartment	30"H	Almond P. Lam
PT-60P26	Tote Tray	26"H	Almond P. Lam
PT-60P	Tote Tray	30"H	Almond P. Lam



MAPLE



ALMOND P. LAM



NATURAL BIRCH P. LAM

Extra Large Pedestal Table

A larger model of the plain pedestal table. Designed to be large enough for multiple users to work on projects. The base is constructed of two tapered solid maple pedestal style panel legs and two solid maple truss bars. Available in 1-3/4" solid maple top or 1-1/4" plastic laminate in either birch or almond color. Height option of 30"H or 36"H.

ITEM #	SIZE	TOP
PT-7248M30	72"W x 48"D x 30"H	Maple
PT-7248P30	72"W x 48"D x 30"H	Almond P. Lam
PT-7248NB30	72"W x 48"D x 30"H	Natural Birch P. Lam
PT-7248M	72"W x 48"D x 36"H	Maple
PT-7248P	72"W x 48"D x 36"H	Almond P. Lam
PT-7248PNB	72"W x 48"D x 36"H	Natural Birch P. Lam



MAPLE



ALMOND P. LAM

durable The Worktop Classic

Designed to provide a structurally sound and completely functional work center. It is constructed of solid maple legs and 13/16" x 4-1/2" solid maple aprons with 13-gauge steel corner braces. The unit has solid 2-1/4" maple legs outfitted with adjustable floor glides and rubber leg boots. The table is finished with an earth-friendly UV finish. The table can be ordered in elementary (26"H) or standard (30"H) height and with an almond colored 1-1/4" plastic laminate or a 1-3/4" maple top. Overall top size: 48"W x 48"D.

ITEM #	SIZE	TOP
WX4-M26	26"H	Maple
WX4-P26	26"H	Almond P. Lam
WX4-M*	30"H	Maple
WX4-P*	30"H	Almond P. Lam



Adaptable Table (ADA)

Adaptable...the name says it all. The height can be adjusted so easily—you can make the table adapt to your situation. The unique design of the leg allows you to adjust the height of the table in less than 30 seconds without the use of tools. Use the table at sitting height, standing height, or even at display height. Use the table for elementary children through adults. Adjust only one side of the table to create an easel. Ideal for use by a person in a wheelchair. Make it match the height they need. Table adjusts in 2 cm increments. The powder-coat legs include adjustable glides. Choose from two sizes and two tops. Height adjusts from 27-3/4-39"H (42" with included spacer).

ITEM #	TOP SIZE	TOP
ALT-6030BL*	60" x 30"	Black P. Lam
ALT-6030GG	60" x 30"	Grey Glace P. Lam
ALT-6042BL*	60" x 42"	Black P. Lam
ALT-6042GG	60" x 42"	Grey Glace P. Lam

durable

Adjustable Height Riser Table

This table has everything you could want. It adjusts easily from 27-3/4" to 39"H (42" with included spacer) in 2 cm increments in less than 30 seconds without the use of tools. Its apron is solid maple or oak and finished with a chemical resistant finish. It has a riser that provides extra workspace for each person to put his or her tools or laptop. The table has three top options: plastic laminate, chemical resistant laminate and phenolic resin. The riser's horizontal surface matches your choice of top surface. The 12"D riser is supported by six 1" diameter powder coated steel tubes. The riser is 10" above the table surface. Tabletop measures 30"D x 60"W.



ITEM #	APRON & TOP
PR8141M	Maple Apron w/P. Lam
PR8142M	Maple Apron w/Chemical Resistant Laminate
PR8144M	Maple Apron w/Phenolic Resin

ITEM #	APRON & TOP
PR8141K	Oak Apron w/P. Lam
PR8142K	Oak Apron w/Chemical Resistant Laminate
PR8144K	Oak Apron w/Phenolic Resin



PR7144M30N (MAPLE)



PR7144K30N (OAK)



PR7144M30N (MAPLE) BACK

Fixed Height Riser Table

Perfect table for STEAM projects. We've taken our popular oak and maple science tables and enhanced them by adding a riser. The table features solid oak or maple (your choice) aprons and riser supports finished with a chemical resistant finish. The riser has 10" clearance above the work surface and is 12"D and made of the same material as the top you choose. Top options include: plastic laminate, chemical resistant laminate, phenolic resin and epoxy resin. All 72"W tables include leg braces and a stretcher for added strength. Tables stand 30"H. The top of the riser is 41" from the floor.

SIZE	P. LAM OAK	P. LAM MAPLE	CHEM OAK	CHEM MAPLE	PHENOLIC OAK	PHENOLIC MAPLE	EPOXY OAK	EPOXY MAPLE
30" x 54"	PR7131K30N	PR7131M30N	PR7132K30N	PR7132M30N	PR7134K30N	PR7134M30N	PR7136K30N	PR7136M30N
30" x 60"	PR7141K30N	PR7141M30N	PR7142K30N	PR7142M30N	PR7144K30N	PR7144M30N	PR7146K30N	PR7146M30N
30" x 72"	PR7151K30S	PR7151M30S	PR7152K30S	PR7152M30S	PR7154K30S	PR7154M30S	PR7156K30S	PR7156M30S



ARM™ (Adjustable Rotating Mechanism)

Designed to address a number of challenges. It allows disabled and larger users to access a workable platform closely. It provides a surface off the table for items such as laptops, tablets and microscopes. The ARM attaches to any height Shain table leg and adds functionality by raising and lowering the length of the aluminum channel via a quick release knob. The ARM rotates 270 degrees, while the non-skid platform rotates a full 360 degrees. When the ARM isn't in use, it folds neatly away without interfering with leg room.

ITEM #	PRODUCT
9010	ARM™



Maple Art Tables

Available in a variety of sizes, with several different top materials. Constructed of solid maple and finished with an earth-friendly UV finish. Aprons are constructed of solid maple and are 13/16"D x 4-1/2"H with heavy-duty 13-gauge steel corner braces. The unit has solid 2-1/4" maple legs with 5/16" hanger bolt installed, and are attached to the table with nuts and washers (supplied). All tables include leg boots and levelers. Choose from plain or book compartment apron. Standard height is 30"H. Other sizes and options are available, call for more information. (Shipped KD with tops attached)

PLAIN APRON	1-1/4" P. LAM	1-1/4" CHEMGUARD	1" SOLID EPOXY	1-3/4" MAPLE
48"W x 24"D	P7101M30N*	P7102M30N*	P7106M30N*	P7105M30N
54"W x 24"D	P7201M30N*	P7202M30N*	P7206M30N*	P7205M30N
60"W x 24"D	P7601M30N*	P7602M30N*	P7606M30N*	P7605M30N
72"W x 24"D	P7301M30N	P7302M30N	P7306M30N	P7305M30N
60"W x 30"D	P7141M30N	P7142M30N	P7146M30N	P7145M30N
72"W x 30"D	P7151M30N	P7152M30N	P7156M30N	P7155M30N
BOOK COMPARTMENT	1-1/4" P. LAM	1-1/4" CHEMGUARD	1" SOLID EPOXY	1-3/4" MAPLE
48"W x 24"D	C7101M30N	C7102M30N	C7106M30N	C7105M30N
54"W x 24"D	C7201M30N	C7202M30N	C7206M30N	C7205M30N
60"W x 24"D	C7601M30N	C7602M30N	C7606M30N	C7605M30N
72"W x 24"D	C7301M30N	C7302M30N	C7306M30N	C7305M30N
60"W x 30"D	C7141M30N	C7142M30N	C7146M30N	C7145M30N
72"W x 30"D	C7151M30N	C7152M30N	C7156M30N	C7155M30N



"M" Series Cabinets

Perfect to use as a stand alone unit, or to fit underneath our best-selling tables. These oak and maple veneered cabinets are finished with a chemical resistant, earth-friendly UV finish. The drawers are fully dovetailed, with locks, and have full extension glides. The cabinets roll on 4" heavy-duty ball-bearing casters with brakes. Available in sitting (24") and standing (30") heights. Weight capacity of 500 lbs. Shipped assembled except for the casters. (Table Sold Separately)



MAPLE	OAK	FOR TABLE HGT.	LAYOUT	TOP	SIZE
M95-2422-H24M	M95-2422-H24	30"	1 Door/Hinged Right	Veneered	22"D x 24"W x 24"H
M96-2422-H24M	M96-2422-H24	30"	1 Door/Hinged Left	Veneered	22"D x 24"W x 24"H
M95-2422-H30M	M95-2422-H30	36"	1 Door/Hinged Right	Veneered	22"D x 24"W x 30"H
M96-2422-H30M	M96-2422-H30	36"	1 Door/Hinged Left	Veneered	22"D x 24"W x 30"H
M18-2422-H30M	M18-2422-H30	36"	1 Door/Drawer, Hinged Right	Veneered	22"D x 24"W x 30"H
M19-2422-H30M	M19-2422-H30	36"	1 Door/Drawer, Hinged Left	Veneered	22"D x 24"W x 30"H
M40-2422-H30M	M40-2422-H30	36"	2 Drawer	Veneered	22"D x 24"W x 30"H
M33-2422-H30M	M33-2422-H30	36"	3 Drawer	Veneered	22"D x 24"W x 30"H



CDTC-1
(W/OPTIONAL VYCO & RULER)

Adjustable Drafting/Drawing Table

Our top selling table for drafting and computer generated art use. Designed for rooms with limited space options, this table is perfect for drafting, graphic art and CAD. The solid maple pedestal legs support this sturdy table. A rear shelf (9-7/8"D x 42"W) can hold a computer monitor. The 42"W x 30"D adjustable top has a soft close feature and includes a pencil stop. The unit can be ordered with a CPU holder or with locking storage for either a desktop or tower model computer. Other options include: Flat panel monitor arm, stationary monitor platform, and factory installed under-desk keyboard tray, Vyco cover board and parallel straight rule. Fully assembled. Overall dimensions: 42"W X 40"D X 30"H



CDTC-1VTM UDK (TOWER MODEL)

TOWER MODEL	DESKTOP/LAPTOP MODEL	OPTION
CDTC-1VT	CDTC-1	Table Only
CDTC-1VT UDK	CDTC-1 UDK	w/Keyboard Tray
CDTC-1VTSP	CDTC-1SP	w/Stationary Platform
CDTC-1VTM	CDTC-1M	w/Flat Panel Monitor Arm
CDTC-1VTSP UDK	CDTC-1SP UDK	w/Keyboard Tray & Stationary Platform
CDTC-1VTM UDK	CDTC-1M UDK	w/Keyboard Tray & Flat Panel Monitor Arm
2201-42	42" Parallel Straight Edge Ruler (See page 72)	
VBC44-5	Vyco Board Cover (See page 72)	



CDTC-60 (W/FLAT PANEL ARM OPTION)



SOFT-CLOSE

pedestal Art/Cad Table



Designed to meet limited space and meeting budget requirements, this Art/Cad table is the perfect solution. The base is constructed of select hardwoods and the 48"W x 36"D top is 1-3/4" thick with an almond colored plastic laminate with a 3 mm PVC edging. The pedestal legs and truss bars prevent the unit from tipping over easily. Unit comes with a keyboard tray, mouse tray and CPU Holder. An optional flat panel monitor arm is available. Overall size: 48"W x 36"D x 30"H

ITEM #	SIZE
CDTC-60	Art/CAD Table
MEA-FP	Flat Panel Monitor Arm



Portable Drafting Table

Make any surface a drawing or drafting surface with this portable drafting table. This drawing unit has a 24"W x 20"D drafting surface made of 3/4" almond colored plastic laminate with a PVC edge. Use as a flat surface or position to a 30, 45 or 60 degree angles. The rubber feet keep the maple base from slipping. Front surface has a pencil ledge to hold drawing materials. Folds flat for storage.

ITEM #	TOP
PDT-2420	Adjustable Plastic Laminate



DT-60SA



CDTC-71



DT-63SA



Drawing Table System

The drawing table system lets you choose from 11 table options. Besides the plain model the options include: six drawers, board storage for six, and combination six drawer with board storage. The deluxe model also includes a CPU holder, a monitor arm, keyboard tray, and mouse tray. All units are constructed of solid maple framing and reinforced with 13-gauge steel corner braces. Your choice of a one- or two-piece top made of 3/4" almond colored plastic laminate and equipped with a soft-close feature and a pencil stop. The top adjusts from 0 to 30 degrees. On the one-piece top models, the fully adjustable top measures 42"W x 30." On the two-piece top, the 30" x 30" left side of the top can be fully adjusted and is equipped with a soft-close feature and a pencil stop with a 12"W x 30"D flat top on the right side of the unit. CPU holder dimensions are 23"H x 11" W x 29"D (all adjustable). All the doors and drawers lock, and the drawers are completely finished and dovetailed on all four sides. The board storage models has six (25-1/4"H x 24-3/8"D x 1-1/4"W) spaces for drawing boards. Overall size: 42"W x 30"D x 39-3/4"H.



CDTC-70



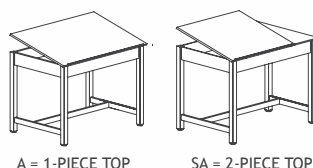
SOFT-CLOSE

MODEL	PLAIN	DRAWERS	BOARD STORAGE	DRAWERS & BOARD STORAGE
Basic (1-Piece Top)	DT-30A*	DT-31A	DT-32A	DT-33A
Basic (2-Piece Top)	DT-60SA*	DT-61SA	DT-62SA	DT-63SA
Deluxe (2-Piece Top)	CDTC-70*	CDTC-71	CDTC-72	NA

storage

Drawer Base Drawing Table

Dedicate a drawer to each class hour with this drawing table. This compact unit has a plywood cabinet and solid maple apron and legs. The unit includes six locking drawers (10-1/2"W x 19-3/4"D x 3-1/4"H) that are master-keyed separately. The drawers are completely finished and dovetailed on all four sides. The unit is finished with an earth-friendly UV finish. Top is 3/4" almond colored plastic laminate, choose from a one-piece fully adjustable top or two-piece top model with a 24" x 24" adjustable side and a 12" x 24" flat, fixed side. Both tops have a pencil stop and include the soft-close feature. The top adjusts from 0 to 30 degrees. Overall size: 36"W x 24"D x 30"H.



ITEM #	TOP STYLE
DT-4A	1-Piece P. Lam
DT-4SA	2-Piece P. Lam



SOFT-CLOSE



DT-1A30



DT-2SA30



DT-9SA37



DT-3SA37

Shain Drawing Table

The "Shain" drawing table series is our most popular line of drawing tables. There's a perfect combination to suit everyone's needs. Your choice of 12 different tables: one and two-piece tops, plain apron, two sizes of drawers and two heights. All units have solid 2-1/4" maple legs and aprons with fully adjustable 3/4" almond colored plastic laminate tops with the soft close feature. The top adjusts from 0 to 30 degrees. The one-piece tops measure

36"W x 24"D. The two-piece top has a 24"W x 24"D adjustable sand a 12"W x 24"D fixed, flat side. The DT-1 models have a large center drawer (20-1/2"W x 18"D x 3"H). The DT-2 and DT-3 models have a small drawer (12"W x 18"D x 3"H) in the center of the apron. The DT-9 model features a plain apron. The units are finished with an earth-friendly UV finish. All models are available in either 30"H or 36"H.

APRON MODEL	1-PIECE TOP (30"H)	2-PIECE TOP (30"H)	1-PIECE TOP (36"H)	2-PIECE TOP (36"H)
Plain	DT-9A30*	DT-9SA30*	DT-9A37*	DT-9SA37*
Small Drawer	DT-2A30	DT-2SA30	DT-3A37	DT-3SA37
Large Drawer	DT-1A30	DT-1SA30	DT-1A37	DT-1SA37

* ALL FASTRAK PRODUCTS SHIPPED IN 5 BUSINESS DAYS (QTY. RESTRICTIONS APPLY: 30 PER TABLE; 6 PER CABINET)



Large Drawer Base Drawing Table

This deluxe unit has a plywood cabinet and solid maple apron and legs. Base includes six locking drawers (20-1/2" x 19-3/4"D), master-keyed separately. The drawers are completely finished and dovetailed on all four sides. The almond colored plastic laminate 2-piece 3/4" top has an adjustable side (33"W x 32-1/2"D) and a flat reference side (15"W x 32-1/2"D). Adjustable side has a pencil stop and includes the soft-close feature. The top adjusts from 0 to 30 degrees. The unit is finished with an earth-friendly UV finish. Overall size: 48"W x 32-1/2"D x 39-3/4"H

ITEM #	TOP STYLE
DT-8A	2-Piece Plastic Laminate

Four-Station Drawing Table

Designed for convenience in art and drafting areas. Unit includes four adjustable drawing areas (26"W x 20"D), each with a pencil stop. Under the drawing areas there are four spaces provided to store up to 18" x 24" drawing boards, supplies, laptops, and tools. The apron and legs are constructed of solid maple and finished with an earth-friendly UV finish. Top is 3/4" almond-color plastic laminate. Overall size: 84"W x 48"D x 30"H.

ITEM #	TOP STYLE
DT-90PL	4-Piece Adjustable



beautiful

Two-Station Drawing Table W/Six Drawers

Plywood cabinet with solid maple apron and legs make this the perfect table for everyday use by two students. Center cabinet has six dovetailed locking drawers (10-1/2"W x 19-3/4"D x 3-1/4"H), master-keyed separately and a book compartment (11"W x 22"D x 5"H). It has two fully adjustable plastic laminate tops (24"W x 24"D) and a fixed reference area of (12"W x 24"D). The adjustable top (60"W x 24"D x 36"H) is furnished with a soft-close and a pencil stop. The top adjusts from 0 to 30 degrees. The unit is finished with an earth-friendly UV finish.



SOFT-CLOSE

ITEM #	TOP STYLE
DTA-21A	Adjustable P. Lam

Two-Station Drawing Table

Provides drawing space for two students and storage for multiple classes. This compact unit has a plywood cabinet and solid maple aprons and legs. Choose from six or eight locking (master keyed separately) drawers (20-1/2"W x 19-3/4"D) that are completely finished and dovetailed on all four sides. The top is a 3/4" almond colored plastic laminate. There are two fully adjustable drawing areas (28"W x 32-1/2"D) with pencil stops and soft close. There is also a flat area in the middle (14"W x 32-1/2"D), which provides an area for palettes and papers. The top adjusts from 0-30 degrees. The apron and legs are of solid maple and finished with an earth-friendly UV finish. Overall size: 70"W x 32-1/2"D x 39-3/4"H.

ITEM #	DRAWER STYLE
DT-80A	Six
DT-82A	Eight



Monitors, computers, and keyboards are not included)

Two-Station CPU Table

We've taken one of our most popular drafting tables and doubled it up. This two student drawing table is made of solid maple aprons, stretchers and legs. It has two adjustable plastic laminate tops, which measure 30" x 30" and a fixed flat surface for supplies that

measures 24"W x 30"D. The drawing tables adjustable surface includes a pencil ledge and a soft-close safety feature. The drafting table also includes two CPU holders, two keyboard trays and a flat panel monitor arm that holds two 15-17" monitors.

ITEM #	TOP STYLE	SIZE
CDTC-73	Adjustable P. Lam	84"W x 30"D x 39-3/4"H





ALTD-1

Our adaptable drawing table's height adjusts in 2 cm increments from 27-3/4"-39"H (42" with included spacer) in seconds, making it great for people that like to work at different heights. The art/drafting/graphics table is made for one student or teacher application. This plastic laminate top comes with one adjustable side (42" x 30") and one fixed (18" x 30") side. The adjustable side is great for drawing, while the fixed side works well for laptop or tabletop use. Pencil stop included on adjustable top side. Overall size 60"W x 30"D.



ITEM #	TOP STYLE
ALTD1-6030	2-Piece P. Lam

ALTD-2

Fully adjustable two-station art/drafting/graphics table able to accommodate both elementary children through adults. This table comes with two (30" x 30") adjustable plastic laminate tops—one or both sides of the table can remain flat or at an angle. Both sides of the top include a pencil stop. The unique design of the leg allows you to adjust the height of the table in less than 30 seconds without the use of tools. The table adjusts from 27-3/4"-39"H (42" with included spacer) in 2 cm increments. Pencil stop included on hinge side of top. Overall size is 60"W x 30"D.



ITEM #	TOP STYLE
ALTD2-6030	2-Piece Adjustable P. Lam



ALTD-3

Fully adjustable two-station art/drafting/ graphics table is designed with two (24" x 30") adjustable tops, and also includes a stationary flat surface across the back to set a flat panel computer monitor. Both sides of the adjustable plastic laminate tops include a pencil stop. Accommodates both elementary and high school students. The powder-coated legs adjust in 2 cm increments in seconds without the use of tools. Height adjusts from 27-3/4"-39"H (42" with included spacer). Overall size is 60"W x 30"D.

ITEM #	TOP STYLE
ALTD3-6030	3-Piece P. Lam



adjustable top Instructor Drafting Table

This attractive instructor's desk is made of solid maple construction with a 3/4" almond colored plastic laminate top. The apron has two storage drawers; one for prints and a second for tools. Both drawers lock. The top adjusts from 0-30 degrees, has a pencil strip and has a soft close feature. The desk is available in two widths (60"W and 72"W) and is 37-1/2"D and 36"H. Ships partially assembled.

ITEM #	TOP STYLE
IDT-102	60" W Adjustable P. Lam
IDT-103	72" W Adjustable P. Lam



SOFT-CLOSE



Planning Desk

A sturdy desk that works for art, planning, sewing and more. The solid maple apron has two fully dovetailed drawers. The solid 2-1/4" maple legs are attached with 13-gauge steel corner braces. The maple is finished with an earth-friendly UV finish. Choose from either a 1-3/4" maple top or a 1-1/4" almond colored plastic laminate top.

ITEM #	SIZE	TOP
PT-72P	72"W x 30"D x 30"H	P. Lam
PT-72M	72"W x 30"D x 30"H	Maple

Planning & Layout Bench

Store layouts, paper, pens and more in this versatile planning bench. It has four paper storage drawers, one file drawer and four smaller drawers...fully dovetailed and include locks. Drawer dimensions: One file drawer (15-3/12"W x 19-3/4"D x 10-1/4"H); Four paper drawers (32-5/12"W x 25-3/4"D x 2"H); Four storage drawers (15-3/12"W x 19-3/4"D x 4-1/2"H). It has a fully finished back and is built of maple-veneered plywood with the solid maple apron and legs. It has an earth-friendly UV finish with a 1-1/4" almond colored plastic laminate top.

ITEM #	SIZE	TOP
PLB-201	72"W x 30"D x 37"H	P. Lam



Work Desk/Table

Provides a sturdy maple base to work on projects. The panel style legs are made of solid maple and have adjustable levelers. The top is 1-1/4" almond colored plastic laminate. The unit can be ordered with (30"H) or without casters (27"H) and in three lengths. The 36"W unit has one grommet hole and the 48"W and 60"W units have two grommet holes. All units are 30"D.

WIDTH	W/O CASTERS	W/CASTERS
36"W	CT-200P36	MCT-200P36
48"W	CT-200P48	MCT-200P48
60"W	CT-200P60	MCT-200P60



MCT-200P48



new Fixed Light Table

A fixed angle (22 degrees) light table for your most important projects. Our light table is made of solid Maple and maple veneers. It has a shatter resistant glass insert that gives a maximum diffusion of light with minimum glare and no hot spots. The overall top measures 32"W x 22"D and a lighted surface of 26"W x 17"D. It comes with a 120 volt electrical cord and 3 energy efficient fluorescent tubes and a pencil ledge. Minimal assembly required. The overall measurements are: 39-3/4" x 44" x 24".

ITEM #	TOP STYLE
LT-3222M	Fixed Maple/Glass

Adjustable Light Table

We've put fun into drawing with our light table! This table is constructed of a maple hard wood frame and a plastic laminate almond colored top. The shatter-resistant glass inset gives maximum diffusion of light with minimum glare and no hot spots. The top adjusts from 0-30 degrees and is equipped with a soft-close feature and a pencil stop. Easy to plug in (installed 120 volt electrical cord). Four energy efficient fluorescent tubes are included. Tops size: 39-3/4" x 42" x 30"


ITEM #	TOP STYLE
LT-4424	Adjustable P. Lam/Glass




SOFT-CLOSE

Interactive Mobile Media Cabinet


Mobile cabinet that allows the user to store, move and use many electronic devices at one time. The unit has ample storage with two dovetailed drawers and cabinets with adjustable shelves for things like projectors, printers, laptops, CPUs and general supply items. The 1" phenolic resin top is both chemical resistant and easy to clean. The top has a cutout section (21-3/4"W x 17-1/4"D) where a monitor can be attached to a flat panel monitor arm. A monitor (not included) can adjust to be exposed above the cabinet, or used in the cabinet and seen through a Plexiglas panel that fits over the opening. A phenolic panel is also included for times when the monitor is not needed. The unit includes a pullout keyboard tray, 2 data ports, an extension cord, a duplex outlet and an inlet plug. On the backside of the unit, doors provide access to a power-strip, which has 8 outlets. Throughout are holes for running cables to the appropriate areas. Venting is in the bottom of the unit. This unit is available in either oak or maple veneer and is finished in a chemical resistant finish. Overall size: 74"W x 32"D x 36"H.



Fold-down Monitor Display



Monitor w/Plexiglas



Protect Monitor w/Phenolic Panel

ITEM #	PRODUCT	TOP
4544K	Oak Mobile Media Cabinet	Phenolic Resin
4544M	Maple Mobile Media Cabinet	Phenolic Resin



smart design Knowledge Plus Wall



Provides you with a way to present to your class, but also provides you with ample storage for all your classroom activities. This unit measures 96"W x 24"D x 84-1/2"H and includes 2-4' sliding porcelain marker boards. Directly above the marker board is a map rail, which extends the width of the unit. The porcelain marker boards are magnetized as well. Behind the sliding marker boards are three adjustable shelves. The lower storage cabinets contain one adjustable shelf and both units lock. Available in Maple and Oak.

ITEM #	PRODUCT
LW-8K	Knowledge Plus Wall / 8'W Oak
LW-8M	Knowledge Plus Wall / 8'W Maple



Cabinet should be secured to the wall for safety. Mounting hardware is not included.

Parallel Straight Edge Rule

Integral comfort grip bar controls straightedge movement. The brushed aluminum surface resists perspiration stains and corrosion and provides a convenient pencil ledge, as well. The "floating" roller movement enables draftsmen to move the straight edge with minimal effort and then lock it in place.

ITEM #	PRODUCT	SIZE
2201-42	Parallel Straight Edge Rule	47"W x 2"H x 4"D



Elliptical Monitor Arm

Monitor arms save up to 40% of desk space! The elliptical monitor arm is designed to reduce the amount of desk space taken up by monitors. It frees up the space underneath, behind and around monitors. Monitor arms make it easy to move screens out of the way when they're not being used giving more flexibility to work. In new or renovated environments, our monitor arm allows for smaller desks and more workstations per square foot, which translates into greater savings in real estate costs. Holds up to 17" flat screens. Extends 13-7/8." Color: Silver

ITEM #	PRODUCT
MEA-FP	Flat Panel Monitor Arm

VYCO Board Cover

Durable, versatile, easy-to-install 5 ply VBC plastic board cover for the cover of drafting tables, drawing boards and other heavily used surfaces. Compass points, tacks and hard pencil impressions will not mar VYCO-protected surfaces, guaranteed self-sealing surface recovers almost immediately. The perfect, smooth, stain-resistant working surface for all drawing boards, tables and desks and easy to clean with damp cloth or sponge. Preserves and protects expensive furniture against marks, scars, cuts, dents, and prolongs the life of new boards. Will not deteriorate, discolor or crack. This mint green cover fits the CDTC series perfectly at 42" x 31."



ITEM #	PRODUCT
VBC44-5	VYCO Board Cover Only
237256	VYCO Board Cover Installed (Need To Indicate On Orders)



Oil Waste Can

Oily waste cans offer fire safe temporary storage of solvent, waste rags, shavings and other materials subject to spontaneous combustion. Made of polyethylene oily waste, these cans won't rust or dent and are resistant to most chemical compounds. These red cans have self-closing lid with foot lever. Available in 6, 10 and 14-gallon cans.

ITEM #	SIZE/GALLONS
OWC-406F	6-Gal (16-1/2" x 13-1/2" x 16")
OWC-410F	10-Gal (22" x 18" x 18")
OWC-412F	14-Gal (22" x 18" x 21")

Acid & Corrosive Storage Cabinet

For use in storing small containers up to 5-gallon capacity of flammable and non-flammable acids and corrosive liquids. All interior and exterior surfaces, including shelves, are finished with blue epoxy powder coating providing superior protection in the event of a spill. For additional protection, each cabinet is supplied with high density polyethylene trays for the shelves and bottom of cabinet. 45-Gallon Capacity.

ITEM #	SIZE	GALLONS
ACC-45	43"W x 18"D x 65"H	45



Paint & Ink Storage Cabinets

Are FM approved for safety and securely storing and organizing paint and ink cans. Capacity refers to the number of 1-gallon containers they will hold. Units constructed of 18-gauge steel panels; double wall top, bottom, sides, and back with 1-1/2" air space between inner and outer panels. Internal and external welded construction. Includes: galvanized steel shelves, adjustable on 4-3/4" centers, support 350 pounds; 2" vent with fire baffle and cap; 2" raised leak-proof sill at bottom; ground connection; lead free, high-gloss baked powder finish; galvanized steel leveling legs; 3 point key lock doors.

ITEM #	SIZE	SHELVES	GALLONS
PIC-30	43"W x 12"D x 65"H	5	30
PIC-40	43"W x 18"D x 44"H	3	40
PIC-60	43"W x 18"D x 65"H	5	60

safe storage

Flammable Liquid Storage Cabinet

Keep flammable liquids near work areas in Safety Storage Cabinets. All are constructed of 18-gauge steel. Sides, top, bottom, and doors are double-walled with a 1-1/2" air space between walls. Both vents, with 2" threaded fittings, have fire baffle and cap. Cabinets come in yellow high gloss powder finish with red warning, plus grounding attachment, 3-point key lock, and 2" raised, leak proof door sill. Each shelf is adjustable, supported by 4 brackets, and can support 350 pounds.

ITEM #	GALLONS	DIMENSIONS	DOOR
FSC-25447	45	43"W x 18"D x 65"H	Self-closing
FSC-25445	45	43"W x 18"D x 65"H	Manual-close
FSC-25460	60	34"W x 34"D x 65"H	Manual-close





Sewing Units

Our sewing table is a complete storage solution for your sewing, quilting and crafting projects. Crafted with a solid maple frame and a plastic laminate top, this table has a smooth and spacious work surface. The maple is finished with an earth-friendly UV finish. The locking storage cabinet features a pullout shelf on full extending glides for easy storage of your sewing machine when not in use. Choose from either a single student unit with one grommet that measures 72"W x 24"D x 30-1/4"H or a 2-student unit with two grommets measuring 72"W x 42"D x 30-1/4"H. Top color: Almond

ITEM #	PRODUCT	SIZE
SMT-7224	Single Unit	30" x 72" x 24"
SMT-7242	Double Unit	30" x 72" x 42"

Damp Cabinet

Keeps your "works in progress" in moist workable condition. This cabinet is air-sealed by foam rubber gasket doors. Doors and all exterior walls are double-walled with an internal layer of anodized sheet aluminum. Heavy duty bolt-on shelves have aluminum surface and are supplied with water retaining bats. Dark brown with antique yellow gold doors. 275 lb.

ITEM #	PRODUCT	SIZE
9100	Damp Cabinet	36"W x 18"D x 84"H



Drying Cabinet

Our drying cabinets are designed for drying and storing green ware and clay pieces. They're constructed of 13-gauge angles steel pieces welded to 3/4", 16-gauge expanded steel mesh. Top and bottom panels are 16-gauge steel. This design provides full air circulation. The four shelves are constructed with 1/8" perforated hardboard, and is supported by fixed welded brackets. Dark brown with antique gold doors. 200 lb.

ITEM #	PRODUCT	SIZE
9200	Drying Cabinet	36"W x 18"D x 84"H

teacher requested

Clay Wedging Table

This wedging table was developed with teacher input. It has a solid maple apron and legs. But the real feature is the top. The top is a 1-1/4" ChemGuard covered with a canvas. (Do not put canvas in dryer after washing, needs to be air-dried.) The wedging table's canvas top is held on with Velcro making it easy to remove, clean and reattach. The top also has a clay cutter wire mounted to the top and angled across the depth of the top. The wire is secured with a twist-lock fastener, so if the wire stretches, you can easily tighten it again.

ITEM #	SIZE
WT7142M30N	60"W x 30"D x 30"H



CWC-72P shown With C-38 Clay Cart

Ceramic Work Center

This work center can be used against a wall or as an island. The unit includes two base cabinets made of plywood and solid hardwoods finished in an earth-friendly UV finish. One locking base cabinet provides a place for storing larger items and includes one adjustable shelf. The other cabinet has three dovetailed drawers which lock. Also included with this model is our mobile clay cart (see C-38), which fits nicely between the two cabinets. The center is completed with a 1-1/4" almond colored plastic laminate top.

ITEM #	SIZE
CWC-72P	34-1/4"H x 72"W x 30"D

Mobile Clay Cart

Sturdily constructed of maple plywood, this clay cart will provide years of service. The inside has a removable liner; top is fitted with piano hinge, and recessed pull. The top can remain open while class is in session. Made to roll easily on casters. The unit can be used individually or in conjunction with any ceramic bench. Finished naturally with an earth-friendly UV finish. Wt. 50 lbs.

ITEM #	SIZE
C-38	28-1/2"H x 18-1/4"W x 14-1/8"D





Sculpture Ware Cart

This versatile drying and damp cabinet lets you eliminate the plastic bag mess associated with ceramics and pottery drying. You can control how fast your ceramics dry by how much you open the heavy vinyl, zippered cover. This peninsula style cart is constructed of maple veneers and finished with a moisture resistant finish. Each side of the cart has 3 epoxy coated, grid-style shelves, which can be adjusted to your needs and an epoxy coated drip pan on the bottom shelf. Shelf depth on each side is 14". Heavy-duty 4" swivel casters with brakes make the sculpture cart easy to move even when fully loaded.

ITEM #	SIZE
5100M	48"W x 30"D x 60"H




Taboret

Ten drawers to store all those art materials you use and also provides an auxiliary work surface. This unit is constructed of maple veneers and solid maple with an earth-friendly UV finish. The dovetailed drawers (22-1/2"W x 28"D x 3"H) lock providing secure storage for each user. The unit is topped off with an 3/4" almond colored plastic laminate top. An optional locking caster set can be ordered to make this taboret mobile. Size: 24"W x 32" x 40"H (with casters add 4" to the height).

ITEM #	PRODUCT
T-1000	Taboret
LCS	Locking Casters (Set of 4)

Shown with optional casters.



Art Horse

This art horse is not only beautiful, but sturdy. Designed for student comfort with a grooved 15" seat that accommodates up to 24" x 30" drawing boards. Constructed of solid maple and finished with an earth-friendly UV finish. 25 lbs.



ITEM #	SIZE
AH	33"H x 12"W (seat) x 29"L

Painting Hood & Cabinet System

The Shain Paint Booth is fabricated of 18-gauge steel with a corrosion resistant, powder coat baked epoxy finish. The upper booth enclosure includes a standard vapor-proof light as well as two filters set in an easy-to-change flange bracket system. The globed interior light is mounted and wired to a common junction box. The light fixture is shipped with bulbs, standard. The blower motor operates at an RPM designed to provide 100 LFM and approximately 3/4" of static pressure. The blower will be mounted on top and wired to the common junction box. The transition piece from the booth to blower is provided and connected. Both the light and the blower come wired to switches in the front post area of the booth. The booth must be connected to duct work (not provided.) The paint booth comes with a maple double door base cabinet with locking doors and an adjustable shelf.

ITEM #	SIZE
8200M	36"W x 24"D x 97-3/4"H

Cabinet should be secured to the wall for safety. Mounting hardware is not included.



trophy worthy Premier Display Cabinet

These beautiful maple and oak cabinets can be used to display anything from artwork to taxidermy to trophies. One fixed bottom shelf and three adjustable tempered glass shelves provide lots of flexible storage. Weight capacity per shelf is 30 lbs. The sliding glass doors and sides allow people to view the highlighted items through a locked display. The light is included but not installed. Local codes may require it to be hardwired.

ITEM #	WOOD	SIZE
380-4822M	Maple	48"W x 22"D x 84"H
380-4822K	Oak	48"W x 22"D x 84"H

Cabinet should be secured to the wall for safety. Mounting hardware is not included.





organized Paper Storage Cabinet



This maple plywood cabinet provides storage space for flat items like paper, blueprints, and maps. It has seven pull-out drawers measuring 41"W x 24"D x 3"H (inside dimension). Both doors lock. The cabinet can be used as a work surface as well, with its 50"W x 30"D 1-1/4"H almond colored plastic laminate top. This unit is meant to be against the wall, the back is unfinished.

ITEM #	SIZE
DPSC-50	50"W x 30"D x 36"H

Flat File System

Protect and store your art work, drawings or biological collections. These flat files hold papers up to 24" x 36". The inside of the drawers measure 37"W x 24-3/4"D x 1-1/2"H and feature full extension glides. Up to three units can be stacked providing you with ample storage. All three pieces are interlocking to each other or can be independent of each other. Start with the 4" toe kick which is covered with rubber base molding. Next stack the flat files (five drawers each) and for a finished look add the veneered top. Features include dovetailed drawers, your choice of veneered oak or maple, ADA compliant pulls and label holders.



ITEM #	PRODUCT	WOOD	SIZE (W x D x H)
FFST-3624K	Flat File Top	Oak	41" x 28" x 3/4"
FFST-3624M	Flat File Top	Maple	41" x 28" x 3/4"
FFS-3624K	5-Drawer Section	Oak	40-1/2" x 27" x 17"

ITEM #	PRODUCT	WOOD	SIZE
FFS-3624M	5-Drawer Section	Oak	40-1/2" x 27" x 17"
FFS-3624M	5-Drawer Section	Maple	40-1/2" x 27" x 17"
FFSB-3624	Separate Sub Base	N/A	40-1/2" x 27" x 4"



Art Bench

This workbench is perfect for storing different types of items. The art bench is designed to be used by four people and has a 64"W x 54"D x 2-1/4" thick maple top. One side of the workbench has storage for flat items, like paper or metal sheets. The six locking drawers are dovetailed and have full extension glides. The inside drawer dimensions are: 32"W x 22"D x 1-3/8"H. The opposite side of the workbench has two locking doors with an adjustable shelf inside the storage cabinet. Can be ordered with or without 4 vises. Overall size: 64"W x 54"D x 31-1/4"H.

ITEM #	# OF VISES
WW33-0V	0 Vise
WW33-4V	4 Vises



Wall Storage Bench

Constructed of solid maple and maple veneers with an earth-friendly UV finish. The unit includes seven pullout shelves behind locking doors (42-15/16"W x 26-1/4"D, inside dimensions) and eight drawers (19-15/16"W x 18"D, inside dimensions) drawers are fully dovetailed and include locks. Available in 1-3/4" solid maple top or 1-1/4" almond color plastic laminate. This unit is meant to be against a wall. The back is unfinished. Overall size: 72"W x 30"D x 36"H.

ITEM #	TOP
SB-4L	Maple
SB-4P	P. Lam



SB-4P



Paper/Drawing Board Storage Cabinet

Perfect for the art room. This versatile cabinet can be used for both drawing board storage and paper storage. 25 slots hold up to 20" x 26" boards and papers (the weight limit for each slot is 2.5 lbs.) The units doors have 3-point locking handles to minimize loss. The plywood cabinet measures 32"W x 22"D x 84"H and is finished with an earth-friendly UV finish.

ITEM #	WOOD	SIZE
DBC-1	Maple	32"W x 22"D x 84"H

Cabinet should be secured to the wall for safety. Mounting hardware is not included.

Rock/Paper Storage Cabinet

Whether you are storing paper, rocks, or insects this unit will fit the bill. Seven large drawers (4"H x 44"W x 26"D) big enough to hold large flat objects, each has a maximum weight limit of 100 lbs. The three shelves (two adjustable) allow you to store over-sized items like models. Unit is constructed of your choice of maple or oak veneers and hardwoods with an earth-friendly, chemical-resistant UV finish. It has a three-point locking handle system.

ITEM #	WOOD	SIZE
354-4830M	Maple	48"W x 30"D x 84"H
354-4830	Oak	48"W x 30"D x 84"H

Cabinet should be secured to the wall for safety. Mounting hardware is not included.





Open Shelf Storage

Open shelving with one adjustable shelf. It is constructed of select hardwood and veneers using dowel construction reinforced with glue and screws. Top and sides are finished. The toe kick is flush with the cabinet. 35"H

WOOD	WIDTH	12"D	16"D	22"D
Maple	36"W	OS-1702	OS-1705	OS-1403
Maple	48"W	OS-1703	OS-1706	OS-1404

Cabinet should be secured to the wall for safety. Mounting hardware is not included.

Tall Open Shelving

Constructed of select hardwood and veneers using dowel construction reinforced with glue and screws. Available in maple or oak (shown). It is 84"H with four adjustable shelves, two fixed.

WOOD	WIDTH	12"D	16"D	22"D
Maple	36"W	OS-1409	OS-1419	OS-1426
Maple	48"W	OS-1413	OS-1420	OS-1427
Oak	24"W	N/A	N/A	301-2422
Oak	36"W	N/A	N/A	301-3622
Oak	48"W	N/A	N/A	301-4822

Cabinet should be secured to the wall for safety. Mounting hardware is not included.



Wardrobe Cabinet

The perfect compact unit to store your jackets, hats, files, and more. This maple cabinet has one fixed and three adjustable shelves on the left side of the unit and a clothing rod on the right side. The top features a full stationary shelf. The locking door swings easily on five knuckle institutional hinges. Finished with an earth-friendly UV finish.

ITEM #	SIZE
WSC-26	30"W x 22"D x 84"H

Cabinet should be secured to the wall for safety. Mounting hardware is not included.

*new***Wood Cubbies**

A great way to store materials in your classroom. These cubby units are available in both oak and maple veneer and can be ordered in sections from one to four. Each section contains four cubbies, which measure: 10.5"W x 14"D x 10.5"H. The sections are divided with 3/4" veneered plywood and finished with a hard, UV finish. The back is designed to be anchored to a wall for stability. Black rubber base molding gives the cubby unit a finished look.

ITEM #	WOOD	DIMENSIONS
CC-1215M	Maple	One section 12"W x 15"D x 51"H
CC-2415M	Maple	Two sections 24"W x 15"D x 51"H
CC-3615M	Maple	Three sections 36"W x 15"D x 51"H
CC-4815M	Maple	Four sections 48"W x 15"D x 51"H
CC-1215K	Oak	One section 12"W x 15"D x 51"H
CC-2415K	Oak	Two sections 24"W x 15"D x 51"H
CC-3615K	Oak	Three sections 36"W x 15"D x 51"H
CC-4815K	Oak	Four sections 48"W x 15"D x 51"H

Cabinet should be secured to the wall for safety. Mounting hardware is not included.

*new***Backpack Lockers**

Store backpacks, coats and totes in these sturdy wood lockers. The backpack units are available in both oak and maple veneer and can be ordered in sections from one to four. Each section contains two small cubbies, which measure: 10.5"W x 14"D x 10.5"H and a larger backpack cubby, which measures: 10.5"W x 14"D x 26"H. The locker section has a double hook mounted for hanging jackets and backpacks. The sections are divided with 3/4" veneered plywood and finished with a hard, UV finish. The back is designed to be anchored to a wall for stability. Black rubber base molding gives the locker unit a finished look.

ITEM #	WOOD	DIMENSIONS
BP-1215M	Maple	One section 12"W x 15"D x 51"H
BP-2415M	Maple	Two sections 24"W x 15"D x 51"H
BP-3615M	Maple	Three sections 36"W x 15"D x 51"H
BP-4815M	Maple	Four sections 48"W x 15"D x 51"H
BP-1215K	Oak	Two sections 24"W x 15"D x 51"H
BP-3615K	Oak	Three sections 36"W x 15"D x 51"H
BP-4815K	Oak	Four sections 48"W x 15"D x 51"H

Cabinet should be secured to the wall for safety. Mounting hardware is not included.



Drawing Supply Cabinet

Hold all your key drawing supplies in one place. This plywood and maple hardwood cabinet is built to hold t-squares, 18" x 24" drawing boards and other supplies for either 24 or 36 students. The 3-point locking handles protect the items from theft. An upper shelf provides a place to store extra materials such as paper and books. The eight totes provide space to put compasses, triangles, and other drawing supplies. Can be ordered with or without tools. Overall size: 22"D x 84"H.

ITEM #	PRODUCT
DTC-24	48"W Cabinet
DTC-24WT	48"W Cabinet (Tools for 24 students)
DTC-36	60"W Cabinet
DTC-36WT	60"W Cabinet (Tools for 36 students)

Cabinet should be secured to the wall for safety. Mounting hardware is not included.

Art Supply Cabinet

24 students can store their drawing boards, t-square and totes with their supplies in a secure, locking cabinet. The plywood cabinet has 3-point locking handles and includes 24 each 19"D x 14-1/4"W x 3-1/2"H tote trays. Finished with an earth-friendly UV finish.

ITEM #	SIZE
DTC-5	48"W x 22"D x 84"H
DTC-5WT	48"W x 22"D x 84"H (includes tools)
100135*	Replacement Tote

Cabinet should be secured to the wall for safety. Mounting hardware is not included.



Parts Storage Cabinet

Whether you are storing bolts, paints or threads, this unit is the perfect solutions for storing small parts. Constructed of maple veneers and banded with solid maple (with a 3/4" thick back), and finished an earth-friendly UV finish. It has a 3-point locking doors that are hung on five knuckle institutional hinges. Included in the unit are three adjustable shelves and 80 plastic bins.

ITEM #	SIZE
PSC-80	36"W x 18"D x 84"H

Cabinet should be secured to the wall for safety. Mounting hardware is not included.

Tote Tray Cabinet

This sensible storage case holds 48 tote trays. A great place for students to store their art, sewing or individual projects. Tote tray storage case has hinged maple doors with 3-point locking handles. Unit includes 48 trays (19" x 14-1/4" x 3-1/2"H). Overall size: 48"W x 22"D x 84"H.

ITEM #	STYLE
TTC-48	Cabinet w/Trays
100135	Replacement Tote Trays

Cabinet should be secured to the wall for safety. Mounting hardware is not included.



large storage

Portfolio/Canvas Storage Cabinet

Budding artists have a place to store their portfolios while working on projects with this sturdily built cabinet. It also works great for storing wet canvases while drying. Made of solid maple and maple veneers, this cabinet can hold up to 39 portfolios. Unit holds portfolios for up to 24"D x 30"L papers, portfolios, and canvases. The dividers are removable so you can add thicker portfolios as well. The dividers are made of epoxy-coated steel.

ITEM #	SIZE
333-3630M	36"W x 30"D x 84"H

Cabinet should be secured to the wall for safety. Mounting hardware is not included.

Tote Tray & Shelving Storage Cabinet

A great place to store projects and larger objects...perfect for a science or art room. This unit is made up of your choice of maple or oak veneers with an earth-friendly, chemical resistant UV finish. The doors have three-point locking handles for secure storage. Inside you will find 24 totes (19"W x 14-1/4"D x 3-1/2"H) and one fixed and two adjustable shelves.

ITEM #	PRODUCT	SIZE
351-4822M	Maple	48"W x 22"D x 84"H
351-4822K	Oak	48"W x 22"D x 84"H
100135*	Replacement Tote	

Cabinet should be secured to the wall for safety. Mounting hardware is not included.





Canvas Door Display Cabinet

Storage and display space combined! This unique storage cabinet gives you lots of storage space without losing any display area. The locking maple cabinet has a fixed bottom and middle shelf and four adjustable shelves. All the shelves are 1" thick and can hold up to 40 lbs. per square foot. The doors of the unit are framed and covered with a black canvas mesh. The entire door area can be used to hang artwork or posters.

ITEM #	SIZE
359-4822M	48"W x 22"D x 84"H

Cabinet should be secured to the wall for safety. Mounting hardware is not included.



Tall Storage Cabinet

Constructed of solid hardwood, solid maple and maple veneers, and highlighted by an earth-friendly UV finish. Upper section consists of four adjustable 1" shelves and one fixed bottom shelf. The locking doors provide secure storage. The lower section consists of four locking drawers (Inside drawer dimensions: 6-3/8"H x 20-7/8"W x 18-3/4"D) that are fully dovetailed.



ITEM #	SIZE
GSC-8	48"W x 22"D x 84"H

Cabinet should be secured to the wall for safety. Mounting hardware is not included.



organized Tall Storage w/Maple Doors

Beautiful two and four door cabinets are divided making it easy to segregate your storage needs. The fixed shelf in the middle creates the ability to lock the top and bottom doors separately. The right hinged doors have a lock which locks both right and left hinged (with astragal) doors. There is also a fixed bottom shelf and two

adjustable shelves in the bottom and top sections. Each shelf holds 40 lbs per square foot. The storage cabinet is made of oak veneers with solid doors. The wood is finished with a non-emitting UV finish. Overall dimensions: 22"D x 84"H.

ITEM #	PRODUCT	SHELF THICKNESS	DOORS
318-2422M	24"W Maple Tall Storage	3/4"	2 Solid Doors
356-3622M	36"W Maple Tall Storage	1"	4 Solid Doors
356-4822M	48"W Maple Tall Storage	1"	4 Solid Doors

Cabinet should be secured to the wall for safety. Mounting hardware is not included.



organized General Storage Cabinet

Solid hardwood, solid maple and maple veneers, highlighted by an earth-friendly UV finish. Available with hinged maple doors. Each cabinet comes with a 3-point locking system. Units 36" and wider have 1" shelves. 24" and 30" wide maple door units have 3/4" shelves. All units include two fixed and four adjustable shelves.

ITEM #	SIZE
GSC-24	24"W x 22"D x 84"H
GSC-23	30"W x 22"D x 84"H
GSC-36	36"W x 22"D x 84"H
GSC-22	48"W x 22"D x 84"H
GSC-21	60"W x 22"D x 84"H

Cabinet should be secured to the wall for safety. Mounting hardware is not included.




Hanging Storage Cabinet

Made of three sections, with the middle section mounted to the wall and the hinged outside sections can be closed and locked. The plywood cabinet is lined with a pegboard interior to allow flexible arrangements of tools. The unit comes with an assortment of hooks. When open, it provides 96"W of continuous tool mounting area. It has an earth-friendly UV finish. Center measures:

48"W x 6"D x 48"H. Outside sections measure: 24"W x 6"D x 48"H. Overall size: 48"W x 12"D x 48"H.

ITEM #	PRODUCT
MC-1	Hanging Storage Cabinet



For Tool Lists: See www.shainsolutions.com

60" Tool Cabinet Storage

Cabinet is constructed of solid maple and maple veneer. The interior on the upper half, including the doors, is lined with 1/4" pegboard. The lower half has one fixed and two adjustable 1" plywood shelves. Both sets of doors include locks. The cabinet can be ordered with or without tools—they are designed for a variety of tool combinations and with tools for a specific use. Three sizes of totes are also available and sold separately. Overall size: 60"W x 22"D x 84"H



TC-15WT | Welding

ITEM #	PRODUCT
TC-4	Cabinet w/60 Assorted Hooks
TC-10	Cabinet w/Pegs for Woodworking
TC-10WT	Cabinet w/Woodworking Tools
TC-11	Cabinet w/Pegs for Metalworking Tools
TC-11WT	Cabinet w/Metalworking Tools
TC-12	Cabinet w/Pegs for General Shop
TC-12WT	Cabinet w/General Shop Tools
TC-13	Cabinet w/Pegs for Electrical Tools
TC-13WT	Cabinet w/Electrical Tools
TC-14	Cabinet w/Pegs for Automotive Tools
TC-14WT	Cabinet w/Automotive Tools
TC-15	Cabinet w/Pegs for Welding Tools
TC-15WT	Cabinet w/Welding Tools

ITEM #	PRODUCT
TC-16	Cabinet w/Pegs for Power Technology Tools
TC-16WT	Cabinet w/Power Technology Tools
TC-17	Cabinet w/Pegs for Foundry
TC-17WT	Cabinet w/Foundry Tools
TC-22	Cabinet w/Pegs for Machine Shop Tools
TC-22WT	Cabinet w/Machine Shop Tools
TC-24	Cabinet w/Pegs for Marine Tools
TC-24WT	Cabinet w/Marine Tools
TC-30	Cabinet w/Pegs for Electronics Tools
TC-30WT	Cabinet w/Electronics Tools
15-0082	Nail Box: 5-1/2"W x 10-1/2"L x 2-1/2"D (3 comp.)
15-0081	Tote Tray: 13-1/2"W x 19"L x 4-1/4"D
15-0084	Tote Tray: 9"W x 19"L x 4-3/8"D

* ALL FASTRAK PRODUCTS SHIPPED IN 5 BUSINESS DAYS (QTY. RESTRICTIONS APPLY: 30 PER TABLE; 6 PER CABINET)



For Tool Lists: See www.shainsolutions.com

48" Tool Cabinet Storage

Cabinet is constructed of solid maple and maple veneer. The interior on the upper half, including the doors, are lined with 1/4" pegboard. The lower half has one fixed and two adjustable 1" plywood shelves. Both sets of doors include locks. The cabinet can be ordered with pegs designed for either general shop tools or woodworking tools. They can also be ordered with the tools. Three sizes of totes are also available and sold separately. Overall size: 48"W x 22"D x 84"H.

ITEM #	PRODUCT
TC-4810	Cabinet w/Pegs for Woodworking Tools
TC-4810WT	Cabinet w/Woodworking Tools
TC-4812	Cabinet w/Pegs for General Shop Tools
TC-4812WT	Cabinet w/ General Shop Tools
15-0082	Nail Box: 51-1/2"W x 10-1/2"L x 2-1/2"D (3 comp.)
15-0081	Tote Tray: 13-1/2"W x 19"L x 4-1/4"D
15-0084	Tote Tray: 9"W x 19"L x 4-3/8"D

Cabinet should be secured to the wall for safety. Mounting hardware is not included.

All-Purpose Tool Storage Cabinet

Cabinet is constructed of solid maple and maple veneer. The interior on the upper half, including the doors, is lined with 1/4" pegboard. The lower half has one fixed and two adjustable 1" plywood shelves. Both sets of doors include locks. Unit includes assorted tool pegs, mounted plug mold strip with six outlets, switch, breaker, cord, and plug. Three sizes of totes are sold separately. Overall size: 48"W x 22"D x 84"H.

ITEM #	PRODUCT
TETC-40	All-Purpose Tool Storage Cabinet
TETC-40WT	All-Purpose Tool Storage Cabinet w/Tools
15-0082	Nail Box: 51-1/2"W x 10-1/2"L x 2-1/2"D
15-0081	Tote Tray: 13-1/2"W x 19"L x 4-1/4"D
15-0084	Tote Tray: 9"W x 19"L x 4-3/8"D

Cabinet should be secured to the wall for safety. Mounting hardware is not included.



For Tool Lists: See www.shainsolutions.com

Sanitizing Monitor Storage Cabinet

The Monitor UV Germicidal storage cabinet measures 24-1/2"W x 32"H x 9-1/2"D. Weighs 45 pounds. The cabinet holds 6 glasses or 5 goggles to a shelf on 8 shelves. With an average kill rate of 99.2%, the monitor provides excellent protection in 5 minutes. Shuts off automatically if the double doors are opened. Cabinet is constructed of 24 gauge white enameled steel. Pilot light confirms that the UV lamp is in use. Five minute cycle is controlled by a timer and doors are interlocked with tamper resistant latches. Germicidal lamp has a 20 year limited warranty. No assembly required. Lockable, two keys provided. Wall or shelf mountable with a 7' grounded electrical cord. Underwriters Laboratories Inc. Listed: File # E140818. No direct UV radiation escapes from cabinet when in use. Glasses or goggles not included.



ITEM #	PRODUCT
ESC11-11LM	Monitor Storage Cabinet



Protective Eye Wear

Our flexible goggles have indirect vents protect against liquids, dust and smoke while permitting indirect ventilation. UV absorbing polycarbonate lens are Anti-Fog. The high quality green tinted flexible PVC body ensures a proper fit and fits over most prescription glasses. Adjustable 18" (45.72 cm) green elastic headband. Our safety glasses have durable planos feature adjustable temples, universal-fit nose bridges and flat-fold side shields.

ITEM #	PRODUCT
FG-88210	Flexible Goggles
SG-72000	Safety Glasses

handy Mobile Cart

Designed for the transportation of equipment and supplies. Features solid maple construction. The legs are 2-1/4" square and are securely fastened to the 4-1/2"H apron with factory installed 5/16" hanger bolts through the heavy-duty 13 gauge steel corner braces. Includes leg stretchers and auxiliary maple plywood shelf. The unit rolls easily on four factory installed 3" ball bearing swivel casters with brakes. Unit comes with a 1-1/4" black plastic laminate top. Overall size: 36"W x 24"D x 30"H. Shipped partially assembled.

ITEM #	TOP
PDC-2436	P. Lam





Mobile Storage Cabinet

This mobile cabinet rolls easily on 4" locking, swivel casters and is made of maple plywood. The unit comes with a 1-1/4" ChemGuard top or 1-3/4" maple top. Choose from an open style cabinet with no doors on the front, or a locking cabinet with two swinging doors.



ITEM #	SIZE	PRODUCT
MDC-2436C	36"W x 24"D x 33-1/2"H	Open Style Cabinet w/ChemGuard
MDC-2436M	36"W x 24"D x 34"H	Open Style Cabinet w/Maple Top
EMDC-2436C	36"W x 24"D x 33-1/2"H	Locking Cabinet w/ChemGuard
EMDC-2436M	36"W x 24"D x 34"H	Locking Cabinet w/Maple Top

Mobile Door Cabinet With Pegboard

Transport your supplies easily with this rolling unit. Constructed of solid maple and maple veneer. The right side of the unit is fitted with 1/4" pegboard and hooks for tool mounting. Unit also includes locking double doors, an adjustable shelf and 4" locking swivel casters.

ITEM #	SIZE	TOP
WMSC-3135	36"W x 24"D x 36"H	Maple



Mobile Drawer Cabinet With Pegboard

Store small items in the three drawers and larger items in the larger cabinet area with one adjustable shelf. The unit is constructed of solid maple and maple veneers and features a 1/4" pegboard on the right side of the unit for mounting tools (includes nine hooks). Rolls easily on 4" locking swivel casters. Your choice of a 1-1/4" ChemGuard top or 1-3/4" maple top.



ITEM #	SIZE	TOP
WMSC-3735	36"W x 24"D x 36-1/2"H	Maple
WMSC-3735BL	36"W x 24"D x 36"H	Chemguard
Hook Kit (229752)	N/A	N/A



Classic Mobile Demo Table

Constructed from select maple and maple veneers with a chemical resistant, earth-friendly UV finish. It features unbreakable aluminum sliding door glides and lock. Edges of the 1-1/4" thick high-pressure laminated top are bound with a Plastic-T Molding. Includes an inlet and duplex outlet., 25' extension cord and two adjustable shelves. With a mobile capacity of 500 lbs. Extended Top: 72"W x 24"D. Weight: 230 lbs.

ITEM #	PRODUCT	TOP	SIZE
4121MF	Maple Mobile Lab Table	P. Lam	48"W x 24"D x 36"H



locking & mobile

Extra Large Mobile Storage Cabinet

Need to move a lot of items at once? This sturdy storage cabinet with 1" bottom can help. It has two fixed and two adjustable shelves, which are concealed behind two locking doors with 3-point handle. The unit moves easily on 4" locking, swivel casters.

ITEM #	PRODUCT	SIZE
MSSC-200	Extra Large Mobile Storage Cabinet	48"W x 22"D x 66"H



Mobile Tote Tray Cabinet

Organize materials or assign separate storage with this mobile tote tray cabinet with a durable 1" bottom. It holds up to 24 totes. 4" locking swivel casters allow the cabinet to be moved easily or just set aside when not needed. The unit can be ordered with locking doors or as an open cabinet.

ITEM #	PRODUCT	SIZE
MTTC-4824	Open Style Cabinet	8"W x 22"D x 51"H
MTTC-4824WD	Cabinet with Doors	8"W x 22"D x 51"H
100135	Replacement Tote Trays	19" x 14-1/4" x 3-1/2"H



Mobile Work Bench

Flexible workbench can be used anywhere from the kitchen, to the workshop, to the classroom. Moves easily from room to room on locking swivel casters. Base is constructed of plywood and solid maple. Unit consists of a locking double door cabinet with adjustable shelf and two built-in angled pegboard panels to store tools.

ITEM #	TOP	SIZE
EMWB-6	1-3/4" Solid Maple	60"W x 28"D x 29-1/2"H



large **Metal Lumber Rack**

Designed for efficient storage of lumber. Constructed of four individual steel upright frames, all welded construction, free standing. Unit provides one shelf 38"D and four shelves 20"D. Each shelf has a maximum capacity of 400 lbs.
Primed: Gray

ITEM #	SIZE
LR-12M	12"W x 42"D x 8'H

Mounting hardware is not included.



Vertical Storage Rack

Triangular design for storage of lumber, pipe, rods, etc. Constructed of heavy gauge metal. Consists of three horizontal short shelves (12"W x 18"W and 24"W), four vertical Storage Sections (16"W x 6"D) with guardrail on bottom to hold stock in place. Primed: Gray

ITEM #	SIZE
VSR-277M	48"W x 30"D x 100"

Mounting hardware is not included.



Wood Lumber Rack

Designed for the efficient storage of lumber. Unit constructed of solid ash framing and interlocked uprights. Unit includes 28 each 1-1/4" diameter 20" long iron pipes, which are located for correct lumber support. Assembly required.

ITEM #	SIZE
LR-13W	13'W x 32"D x 6'H

Mounting hardware is not included; must be mounted to the wall.



Lumber/Plywood Storage Rack

Create your own custom rack to store lumber and plywood. With a minimum of two solid maple uprights you begin building the perfect storage solution for your needs. Each upright is 84"H and has five 20" long, 1-1/4" diameter iron pipe arms. As you add uprights, you add storage. Each upright is designed for mounting directly to the wall, but with the optional steel wall spacer brackets (anchored at top and bottom), the rack places the upright 16" from the wall, offering alternate plywood storage.

ITEM #	SIZE
LR-1WM	1 Upright w/5 Pipe Arms
LR-9SB	16" Wall Spacer Bracket

Mounting hardware is not included.



Open Style Auxiliary Workbench

Designed for use against the wall, this series of workbenches provides the durability of hard maple tops with the functionality of open shelves. Constructed of solid maple legs, a plywood shelf with a back curb and 2-1/4" solid maple top. The 24" deep wall unit comes with an angle iron front edge and a 4" rear maple curb. The unit is finished with an earth-friendly UV finish. Available in four lengths and two heights.

LENGTH	SHELF	# LEGS	31-1/4"H	37-1/4"H
6'	6'	4	A32-6W	A37-6W
8'	8'	4	A32-8W	A37-8W
10'	10'	6	A32-10W	A37-10W
12'	12'	6	A32-12W	A37-12W



accessible Hi-Lo Bench

Designed with today's challenging ergonomic and ADA issues in mind. These tables allow the work surface to be adjusted for a comfortable and efficient positioning of the arms and hands. The 11" ranges goes from 25" to 36"H x 30"D. Turning the hand crank 10 times moves the work surface 1". Choose from either a 1-3/4" solid maple or 1" epoxy resin top. Color: Black.

ITEM #	TOP
HLB-6030	60"W Maple
HLB-7230	72"W Maple
HLB-6030ER	60"W Epoxy
HLB-7230ER	72"W Epoxy



SEE PAGE 100



Open-Style Wood Workbench

This workbench has a large work surface and plenty of open storage space on the maple plywood lower shelf. The base is constructed of solid 2-1/4" maple legs and frame. The top is 2-1/4" thick maple; 2-person (28" x 64" top); 4-person (54" x 64"). Can be ordered with or without black vises. Vises will need to be installed on site. The unit height is 31-1/4".

# VISES	TWO-STATION	FOUR-STATION
0	WW2-0V	WW4-0V*
1	WW2-1V	N/A
2	WW2-2V	WW4-2V
4	N/A	WW4-4V*



SEE PAGE 100

Wood Workbench

Solid maple legs and stringers combined with maple plywood shelves combine to make the perfect wood bench for any shop. Customize this wood bench to meet your needs by choosing between four lengths (48", 60", 72", 96"), three depths (24", 30", 36") and two tops (1-3/4" thick and 2-1/4" thick maple). The 1-3/4" top unit is 30-3/4"H and the 2-1/4" top unit is 31-1/4"H.

SIZE	1-3/4" MAPLE TOP	2-1/4" MAPLE TOP
48"W x 24"D	W-4824L	W-4824
60"W x 24"D	W-6024L	W-6024
72"W x 24"D	W-7224L	W-7224
96"W x 24"D	W-9624L	W-9624
48"W x 30"D	W-4830L	W-4830
60"W x 30"D	W-6030L	W-6030

SIZE	1-3/4" MAPLE TOP	2-1/4" MAPLE TOP
72"W x 30"D	W-7230L	W-7230
96"W x 30"D	W-9630L	W-9630
60"W x 36"D	W-6036L	W-6036
72"W x 36"D	W-7236L	W-7236
96"W x 36"D	W-9636L	W-9636

* ALL FASTRAK PRODUCTS SHIPPED IN 5 BUSINESS DAYS (QTY. RESTRICTIONS APPLY: 30 PER TABLE; 6 PER CABINET)



SEE PAGE 100

Steel Workbench



Base consists of sturdy heavy gauge steel legs with stringers. Available in black or gray and with or without vises. Choose between two-station and four-station units. Top is constructed of 2-1/4" maple. Two-station measures: 64"W x 28"D x 32-1/4"H. Four-station measures: 64"W x 54"D x 32-1/4"H.

PRODUCT	# VISES	BLACK	GRAY
Two-Station	0	WBML-BL2-0V	WBML2-0V*
Two-Station	1	WBML-BL2-1V	WBML2-1V*
Two-Station	2	WBML-BL2-2V	WBML2-2V*
Four-Station	0	WBML-BL4-0V	WBML4-0V*
Four-Station	4	WBML-BL4-4V	WBML4-4V*


heavy-duty Industrial Steel Benches

Constructed of heavy Gauge steel members which can be combined in a number of ways using any one of 3 tops, lower shelf, back and end stops. A wide variety of sizes is possible. Legs are welded construction with floor feet and include a three quarter deep lower shelf and rear stringer. Color: gray. Choice of three tops include: 1) 12 gauge steel top wrapped over 2" thick core, 2) 1-3/4" Maple top, 3) 2-1/4" Maple top. Height varies with top selected.



SIZE	STEEL W/WOOD CORE (32"H)	1-3/4" MAPLE (31-3/4"H)	2-1/4" MAPLE (32-1/4"H)
48"W x 24"D	--	--	MLB-4309
60"W x 24"D	MLB-2310	MLB-4310	--
72"W x 24"D	MLB-2311	MLB-4311	--
96"W x 24"D	--	--	MLB-4312
48"W x 30"D	MLB-1113	--	MLB-4313
60"W x 30"D	MLB-1114	MLB-2314	MLB-4314
72"W x 30"D	MLB-1115	MLB-2315	MLB-4315
96"W x 30"D	MLB-1116	MLB-2316	MLB-4316
60"W x 36"D	MLB-2317	MLB-4317	--
72"W x 36"D	MLB-2318	MLB-4318	--
96"W x 36"D	--	MLB-2319	MLB-4319

* ALL FASTRAK PRODUCTS SHIPPED IN 5 BUSINESS DAYS (QTY. RESTRICTIONS APPLY: 30 PER TABLE; 6 PER CABINET)



Two-Station Steel Workbench

Base consists of a single-faced heavy gauge steel unit, welded and riveted throughout. The unit provides two door units. Unit has double swing doors with cylinder lock mounted in a chrome handle with two point locking device and one adjustable shelf. Top is constructed of 2-1/4" maple. Available with or without vises. Available in either gray or black base unit. Overall size: 64"W x 28"D x 33-1/4"H.

ITEM #	STYLE
WBD2-0V	Gray w/0 Vises
WBD2-1V	Gray w/1 Vise
WBD2-2V	Gray w/2 Vises

ITEM #	STYLE
WBD2BL-0V	Black w/0 Vises
WBD2BL-1V	Black w/1 Vise
WBD2BL-2V	Black w/2 Vises

Two-Station Steel Workbench

Base consists of a single-faced heavy gauge steel unit, welded and riveted throughout. The unit provides four horizontal locker openings which measure 18"W x 21"D x 15"H. Vented doors have spring loaded hinges, padlock hasp, and knockout plug for cylinder locks. Top is constructed of 2-1/4" maple. Available with or without vises. Available in either gray or black base unit. Overall size: 64"W x 28"D x 33-1/4"H.




SEE PAGE 100



ITEM #	STYLE
WBB4-0V	Gray w/0 Vises
WBB4-1V	Gray w/1 Vise
WBB4-2V	Gray w/2 Vises
WBB4BL-0V	Black w/0 Vises

ITEM #	STYLE
WBB4BL-1V	Black w/1 Vise
WBB4BL-2V	Black w/2 Vises
CL-ML	Cylinder Locks for Doors



Two-Station Steel Workbench

Base consists of a single-faced heavy gauge steel unit, welded and riveted throughout. The unit provides six vertical locker openings which measure 12"W x 21"D x 15"H. Vented doors have spring loaded hinges, padlock hasp, and knockout plug for cylinder locks. Top is constructed of 2-1/4" maple. Available with or without vises. Available in either gray or black base unit. Overall size: 64"W x 28"D x 33-1/4"H.

ITEM #	STYLE
WB6-0V	Gray w/0 Vises
WB6-1V	Gray w/1 Vise
WB6-2V	Gray w/2 Vises
WB6BL-0V	Black w/0 Vises

ITEM #	STYLE
WB6BL-1V	Black w/1 Vise
WB6BL-2V	Black w/2 Vises
CL-ML	Cylinder Locks for Doors

Two-Station Steel Workbench

Base consists of a single-faced heavy gauge steel unit, welded and riveted throughout. The unit provides six horizontal locker openings which measure 18"W x 21"D x 10"H. Vented doors have spring loaded hinges, padlock hasp, and knockout plug for cylinder locks. Top is constructed of 2-1/4" maple. Available with or without vises. Available in either gray or black base unit. Overall size: 64"W x 28"D x 33-1/4"H.



ITEM #	STYLE
WB6A-0V	Gray w/0 Vises
WB6A-1V	Gray w/1 Vise
WB6A-2V	Gray w/2 Vises
WB6ABL-0V	Black w/0 Vises

ITEM #	STYLE
WB6ABL-1V	Black w/1 Vise
WB6ABL-2V	Black w/2 Vises
CL-ML	Cylinder Locks for Doors



locking

Two-Station Wood Workbench

Single faced unit has a cabinet with doors and an adjustable shelf. The locking doors have pulls and are hung on five knuckle institutional hinges. The base of the unit is constructed of solid maple and maple veneers. The 2-1/4" thick top is hard maple. The unit is finished with an earth-friendly UV finish. Unit can be ordered with or without vises. Overall size: 64"W x 28"D x 31-1/4"H.

ITEM #	STYLE
WW231-0V	Bench Only
WW231-1V	Bench w/1 vises
WW231-2V	Bench w/2 vises

Two-Station Wood Workbench

Single faced unit has two doors and drawers. The locking drawers are fully dovetailed and roll easily on epoxy coated glides. The locking doors have pulls and are hung on five knuckle institutional hinges. The base of the unit is constructed of solid maple and maple veneers. The 2-1/4" thick top is hard maple. The unit is finished with an earth-friendly UV finish. Unit can be ordered with or without vises. Overall size: 64"W x 28"D x 31-1/4"H.

ITEM #	STYLE
WW232-0V	Bench Only
WW232-1V	Bench w/1 vises
WW232-2V	Bench w/2 vises




SEE PAGE 100



Four-Station Steel Workbench

Base consists of a double-faced heavy gauge steel unit, welded and riveted throughout. The unit provides two door units. Each side has double swing doors with cylinder lock mounted in a chrome handle with two point locking device and one adjustable shelf. Top is constructed of 2-1/4" maple. Available with or without four vises. Available in either gray or black base units. Overall size: 64"W x 54"D x 33-1/4"H



ITEM #	STYLE
WB2-0V	Gray w/0 Vises
WB2-4V	Gray w/4 Vises

ITEM #	STYLE
WB2BL-0V	Black w/0 Vises
WB2BL-4V	Black w/4 Vises

Heavy-Duty Woodworker's Vise

Solid steel dog in the front jaw, when used in conjunction with a bench stop, allows oversize work to be held securely on the bench top. Machined, toed-in jaws provide a solid grip, while steel no-pinch handles provide adequate clamping pressure. The front and back jaws are drilled and tapped or counter-sunk holes to allow for optional wood facing. Vises easily fit any bench up to 3" thick. Installation template included.




ITEM #	STYLE
234708	Vise



Four-Station Steel Workbench

Base consists of a double-faced heavy gauge steel unit, welded and riveted throughout. The unit provides 8 horizontal locker openings which measure 18"W x 21"D x 15"H. Vented doors have spring loaded hinges, padlock hasp, and knockout plug for cylinder locks. Top is constructed of 2-1/4" maple. Available with or without four vises. Available in either gray or black base units. Overall size: 64"W x 54"D x 33-1/4"H.



ITEM #	STYLE
WB4-0V	Gray w/0 Vises
WB4-4V	Gray w/4 Vises
WB4BL-0V	Black w/0 Vises

ITEM #	STYLE
WB4BL-4V	Black w/4 Vises
CL-ML	Cylinder Locks for Doors



SEE PAGE 100

vertical lockers

Four-Station Steel Workbench

Base consists of a double-faced heavy gauge steel unit, welded and riveted throughout. The unit provides 12 vertical locker openings which measure 12"W x 21"D x 15"H. Vented doors have spring loaded hinges, padlock hasp, and knockout plug

for cylinder locks. Top is constructed of 2-1/4" maple. Available with or without four vises. Available in either gray or black base units. Overall size: 64"W x 54"D x 33-1/4"H

ITEM #	STYLE
WB12-0V*	Gray w/0 Vises
WB12-4V*	Gray w/4 Vises
WB12BL-0V	Black w/0 Vises

ITEM #	STYLE
WB12BL-4V	Black w/4 Vises
CL-M	Cylinder Locks for Doors



Four-Station Steel Workbench

Base consists of a double-faced heavy gauge steel unit, welded and riveted throughout. The unit provides 12 horizontal locker openings which measure 18"W x 21"D x 10"H. Vented doors have spring loaded hinges, padlock hasp, and knockout plug for cylinder locks. Top is constructed of 2-1/4" maple. Available with or without four vises. Available in gray or black base units. Overall size: 64"W x 54"D x 33-1/4"H.

ITEM #	STYLE
WB12A-0V	Gray w/0 Vises
WB12A-4V	Gray w/4 Vises
WB12ABL-0V	Black w/0 Vises

ITEM #	STYLE
WB12ABL-4V	Black w/4 Vises
CL-ML	Cylinder Locks for Doors



SEE PAGE 100

versatile

Four-Station Wood Workbench

Double faced unit has a cabinet with doors and an adjustable shelf on each side. The locking doors have pulls and are hung on five knuckle institutional hinges. The base of the unit is constructed of solid maple and maple veneers. The 2-1/4" thick top is hard maple. The unit is finished with an earth-friendly UV finish. Unit can be ordered with or without vises. Overall size: 64"W x 54"D x 31-1/4"H.

ITEM #	STYLE
WW31-0V	Bench Only
WW31-4V	Bench w/4 vises



Four-Station Wood Workbench

Double faced unit has four doors and drawers. The locking drawers are fully dovetailed and roll easily on epoxy coated glides. The locking doors have pulls and are hung on five knuckle institutional hinges. The base of the unit is constructed of solid maple and maple veneers. The 2-1/4" thick top is hard maple. The unit is finished with an earth-friendly UV finish. Unit can be ordered with or without vises. Overall size: 64"W x 54"D x 31-1/4"H

ITEM #	STYLE
WW32-0V	Bench Only
WW32-4V	Bench w/4 Vises

Four-Station Wood Workbench

Twelve vertical locker openings with doors (six on each side) have room for backpacks and other items. Openings measure 11"W x 21"D x 11-1/8"H. The locking doors have pulls and are hung on five knuckle institutional hinges. The base of the unit is constructed of solid maple and maple veneers. The 2-1/4" thick top is hard maple. The unit is finished with an earth-friendly UV finish. Unit can be ordered with or without vises. Overall size: 64"W x 54"D x 31-1/4"H.

ITEM #	STYLE
WW12-0V	Bench Only
WW12-4V	Bench w/4 Vises



SEE PAGE 100

Duo Storage Workbench

This workbench is perfect for storing different types of items. The art bench is designed to be used by four people and has a 64"W x 54"D x 2-1/4" thick maple top. One side of the workbench has storage for flat items, like paper or metal sheets. The six locking drawers are dovetailed and have full extension glides. The inside drawer dimensions are: 32"W x 22"D x 1-3/8"H. The opposite side of the workbench has two locking doors with an adjustable shelf inside the storage cabinet. Can be ordered with or without 4 vises. Overall size: 64"W x 54"D x 31.25"H.

ITEM #	# OF VISES
WW33-0V	0 Vise
WW33-4V	4 Vises

Sheet Metal Bench

This bench is constructed of solid maple legs and stringers, and plywood shelves and is designed to provide open storage of 30" metal sheets. The top is 2-1/4" thick maple and protected on two long edges with 2" x 2" angle iron. The unit can be ordered with no, one or two stake plates. Overall size; 40"D x 31-1/4"H and your choice of 60"W or 96"W.

# STAKE PLATES	60"W	96"W
0	SMB-540	SMB-840
1	SMB-540A	SMB-840A
2	SMB-540B	SMB-840B



Stake Plate



Glue & Stain Bench

This sturdy unit provides functional space for gluing and staining. Constructed with solid maple framing, 1-1/4" plywood top and edges are covered with heavy coated galvanized steel. One side has 8 sets of pegs for mounting (bar clamps not included). Shelf measures 48"W x 16"D and has a 4" rear curb. Can be ordered with or without casters.

ITEM #	STYLE
GSB-6024	60"W x 24"D x 32"H
MGSB-6024 (Mobile)	60"W x 24"D x 35"H

Side Clamp Bench

This table is made to accept bar clamps and to provide an area for both gluing projects and clamp storage. The top is open and includes 17 sets of 3/4" wide grooves which accept bar clamps three feet and over. These grooves are cut into heavy gauge steel rail. The lower center rail is adaptable for storage of hand screws and "c" clamps. The base is made of solid maple and finished with an earth-friendly UV finish. Can also be ordered without a drip pan. Overall size: 72"W x 36"D x 32"H.

ITEM #	STYLE
GCT-7236	Bench only
GCT-DP	Bench w/Drip Pan



Mitre Box Bench

Keep your wood pieces flat while you cut mitres. This bench holds up to a 26"W mitre saw (not included) and provides a 24"W x 24"D work surface on either side of the saw that can be adjusted to match the height of your saw. Solid maple unit is finished with an earth-friendly UV finish.


ITEM #	STYLE
MBB-7224	72"W x 24"D x 33-3/4"H

standard Locker Base

Shain Lockers have all-welded, one-section construction with reinforced side panels (20-gauge). Locker doors (18-gauge) have air vents, spring hinges, padlock hasp & knockout plug for cylinder lock. Your choice of black or gray baked enamel finish. Shipped set up, ready for use.



STYLE	LOCKER SIZE	OPENING SIZE	BLACK	GRAY
Single door w/adjustable shelf	18"W x 21"D x 31"H	18"W x 21"D x 31"H	LB-D1BK	LB-D1
Two Vertical Lockers	12"W x 21"D x 31"H	12"W x 21"D x 15"H	LB-2BK	LB-2
Two Horizontal Lockers	18"W x 21"D x 31"H	18"W x 21"D x 15"H	LB-B2BK	LB-B2
Three Horizontal Lockers	18"W x 21"D x 31"H	18"W x 21"D x 10"H	LB-6A3BK	LB-6A3
Six Vertical Lockers	36"W x 21"D x 31"H	12"W x 21"D x 15"H	LB-6BK	LB-6
Double Door w/adjustable shelf	36"W x 21"D x 31"H	36"W x 21"D x 31"H	LB-D2BK	LB-D2
Six Horizontal Lockers	36"W x 21"D x 31"H	18"W x 21"D x 10"H	LB-6ABK	LB-6A
Four Horizontal Lockers	36"W x 21"D x 31"H	18"W x 21"D x 15"H	LB-B4BK	LB-B4



SEE PAGE 100

Wall Benches II

This series offers 1-3/4" maple tops and 4 bench lengths and 3 locker styles to choose from. The all-welded, 1-section construction has reinforced side panels (20-gauge). Locker doors (18-gauge) have air vents, spring hinges, padlock hasp & knockout plug for cylinder lock. Choose between vertical lockers, horizontal lockers or double door bases. Your choice of black or gray baked enamel finish. Counter tops need to be attached during assembly. 32-3/4"H.

STYLE	LOCKER SIZE	OPENING SIZE	OPENING #	GRAY	BLACK
Vertical Lockers	6"W X 2'D	12"W x 21"D x 15"H	10	MA6-6L	MA6-6LBK
Vertical Lockers	8"W X 2'D	12"W x 21"D x 15"H	14	MA6-8L	MA6-8LBK
Vertical Lockers	10"W X 2'D	12"W x 21"D x 15"H	18	MA6-10L	MA6-10LBK
Vertical Lockers	12"W X 2'D	12"W x 21"D x 15"H	22	MA6-12L	MA6-12LBK
Horizontal Lockers	6"W X 2'D	18"W x 21"D x 10"H	9	MA6A-6L	MA6A-6LBK
Horizontal Lockers	8"W X 2'D	18"W x 21"D x 10"H	15	MA6A-8L	MA6A-8LBK
Horizontal Lockers	10"W X 2'D	18"W x 21"D x 10"H	18	MA6A-10L	MA6A-10LBK
Horizontal Lockers	12"W X 2'D	18"W x 21"D x 10"H	21	MA6A-12L	MA6A-12LBK
Double Door	6"W X 2'D	--	2	MAD2-6L	MAD2-6LBK
Double Door	8"W X 2'D	--	2	MAD2-8L	MAD2-8LBK
Double Door	10"W X 2'D	--	3	MAD2-10L	MAD2-10LBK
Double Door	12"W X 2'D	--	4	MAD2-12L	MAD2-12LBK

* ALL FASTRAK PRODUCTS SHIPPED IN 5 BUSINESS DAYS (QTY. RESTRICTIONS APPLY: 30 PER TABLE; 6 PER CABINET)



High Quality Compartment Sinks

High quality stainless steel sinks for your toughest cleaning tasks. Whether you need a drainboard model or a stainless steel utility/prep basin, we have the right model for you. These one, two and three compartment sinks are perfect for washing, rinsing, and sanitizing. The 1-1/2" rounded front and side edges help contain splashes. The 18 gauge T-304 Stainless Steel is NSF certified and boosts optimum strength and durability. These sinks are

safe for food prep. Stainless sinks all come with 1-5/8" galvanized legs with 1" adjustable high impact corrosion resistant feet, accommodate 8" on center faucets and have a 9" back splash. Select models come with 1/4" pitched drainboards to ensure proper drainage. Each sink has a 3-1/2" drain included. 36"H at sink front, 43-3/4"H at top of back splash. Uses fixture #250784. NSF approved.

ITEM #	# OF SINKS	BOWL SIZE (L x W x D)	UNIT SIZE (L x W)	DRAINBOARD
250478	1	16" x 20" x 12"	21" x 25-13/16"	None
250479	1	18" x 18" x 12"	23" x 23-13/16"	None
250477	2	18" x 18" x 12"	72" x 23-13/16"	(2) 18"
250474	3	18" x 18" x 12"	90" x 23-13/16"	(2) 18"
250475	3	18" x 18" x 14"	90" x 23-13/16"	(2) 18"
250476	3	20" x 20" x 14"	108" x 25-13/16"	(2) 24"



Stainless Steel Prep Sinks

Two 18 gauge T-304 stainless steel series of prep tables: one completely of stainless steel, the other with a stainless steel top and sink, with galvanized legs and under shelf. Both series have a 16" x 20" x 10"D stainless steel bowl with holes for a deck mounted faucet and include a basket drain. Faucet sold separately. 1" x 2" tubular channels run left to right under the work surface. Then connecting the tubular channels is a 1" x 2" hat channel which reinforces and maintains a level working surface. The back splash is 5"H and all edges are rounded for safety. The shelves can be adjusted to your preferred height. Prep sinks are NSF approved. Choose from models with either a left or right hand sink. The work height is 35-3/4"H and have 1-5/8" diameter legs. Uses fixture #250786. NSF approved.

ITEM # STAINLESS BASE	PART # GALVANIZED BASE	SIDE SINK	W x D
250491	250495	Left	60 X 30
250492	250496	Right	60 X 30
250493	250497	Left	72 X 30
250494	250498	Right	72 X 30

*economical***Budget Compartment Sinks**

18 gauge T-430 stainless steel budget sinks have 1-1/2" rounded front and side edges. The 1-5/8" galvanized legs have adjustable high impact corrosion resistant feet. The sinks have 3-1/2" drains and accommodate 8" over counter splash mount faucets. Uses fixture #250784. (faucet is not included) This sink is not NSF approved.

PART #	# OF SINKS	BOWL SIZE (L X W X D)	UNIT SIZE (L X W)
250480	1	18" x 18" x 14"	21" x 21-1/2"
250481	2	18" X 18" x 12"	39" x 21-1/2"
250483	3	18" x 18" x 12"	57" x 21-1/2"



ITEM #	SIZE
250784	8" Splash Mount



ITEM #	SIZE
250786	4" Direct Mount



ITEM #	SIZE
250787	Splash Mount

**Hand Sink with Faucet**

This sink is the complete package. It comes complete with a lead free splash mount mixing faucet. The sink includes the mounting bracket and drain. The drain measures 1-7/8". Made of T-304 Stainless Steel. NSF Approved.

ITEM #	BOWL SIZE
250485	14" x 10 x 5"

**Detachable Drainboard**

18 gauge T-430 stainless steel drainboard attaches to the budget compartment sinks. The drainboards come with self tapping screws and are easy to attach and detach.

ITEM #	SIZE
250484	18" x 18"



Stainless Steel Tables

Stainless steel tables with galvanized steel legs and under-shelf. The T-430 18-gauge stainless steel top has two sound deadened integrally welded 5" "C" channels to reinforce and maintain level working surface (prevent sags). The galvanized legs are 1-5/8" diameter and have adjustable high impact corrosion resistant feet. The under-shelf is adjustable and has two pins per corner providing strength and stability. The table is National Safety Foundation certified.

ITEM #	SIZE
XS3630	36"W x 30"D x 35"H
XS4830	48"W x 30"D x 35"H
XS6030	60"W x 30"D x 35"H
XS7230	72"W x 30"D x 35"H



Drawer for Stainless Steel Tables

Add a drawer to your stainless steel tables. Stainless steel drawers have 5" deep pans which can be easily removed for cleaning. The drawers have a 200 lb capacity and are ADA compliant. 36"W, 48"W and 60"W tables accommodate one drawer. Two drawers will fit on a 72"W table. Inside Drawer size: 20"L x 20"W x 5"D

ITEM #	DRAWER SIZE (L x W x D)
250487	27"L x 26"W x 8"D (Outside Dimension)

Dunnage Racks

Dunnage racks made 1-1/2" square aluminum tubing are the perfect place to store heavy and bulky loads, while keeping them off the ground. The square tube frames provide extra strength and are corrosion resistant. The 36"W model holds up to 3000 lbs. The 48"W model holds up to 2000 lbs. NSF Approved.

ITEM #	SIZE
250489	20"D x 12"H 36"W
250490	20"D x 12"H 48"W



more storage Stainless Steel Over Shelves

Extend the use of your stainless steel tables by adding stainless over shelves. These shelves are made of 18 gauge T-304 stainless steel and are 12"D. The shelves mount directly on the stainless tables with self-tapping screws. You can choose a single shelf or a double shelf. The single shelf is 19-1/2"H. The double shelf is 31"H with an adjustable lower shelf. NSF approved.

ITEM # DOUBLE	ITEM # SINGLE	SIZE
250500	250504	36"W X 12"D
250501	250505	48"W X 12"D
250502	250506	60"W X 12"D
250503	250507	72"W X 12"D

Stainless Steel Equipment Stand

An 18 gauge T430 stainless steel equipment stand designed to hold large equipment. The top is reinforced with 1-1/2" square tubing that has a 3 sided 2" riser with hemmed edge. The legs (1-5/8" diameter) and shelf are galvanized steel. NSF approved.

ITEM #	DRAWER SIZE (L X W X D)
250508	30"W x 25"D x 24"H
250509	30"W x 37"D x 24"H

NSF



All Stainless Steel Machine Stand

Heavy-duty 14 gauge T-304 stainless steel machine stand has a top which is reinforced with support channels and has a marine edge to keep the machine securely in place. There is an adjustable under shelf.

ITEM #	SIZE
250510	24"W x 24"D x 20"H

NSF



Wall Shelf

18 gauge T-304 stainless steel pot racks are the perfect place to store supplies you will access daily. The 12"D shelves have 8" angle supports and a 1-1/2" turn up on the wall side. Available with or without double pot hooks. Units with pot hooks have one double prong for every 12" of pot rack. NSF approved

W/O POT HOOKS	WITH POT HOOKS	SIZE
250511	250513	36"W
250512	250514	48"W

Bun Pan Rack

This front load bun rack stores 20 each 18" x 26" pans. The aluminum tube rack has 5" non-locking swivel casters. Ships KD. NSF approved.

PART #	SIZE
250515	20-1/4"W x 26"D x 69"H

NSF



Metal Stools

These heavy-duty stools will work in any application from art to industry. Units are welded and have a 14" seat, which includes a recessed, tempered masonite panel overlay. Stools can be ordered with or without a back.

Color: Grey

HEIGHT	W/O BACK	W/BACK
18"	S-18	S-18B
24"	S-24	S-24B
30"	S-30	S-30B



Wooden Seat Metal Stools

These fully welded stools are sure to compliment any lab or classroom. The powder coat frame is made of 16-gauge steel with a 1/2" solid steel foot ring welded to the frame. This 5-legged stool offers additional stability that helps to prevent tipping. Choose from an 18" or 24" fixed height or an adjustable height of 18" to 28" with a 14" diameter hardwood seat.

ITEM #	PRODUCT
STL9186-AH	18" Fixed Height Stool
STL9186-AL	24" Fixed Height Stool
STL9186-AR	18-28" Adjustable Height Stool



Art Bench

This sturdy bench can be used in art rooms, libraries and wherever you want a solid place for people to sit. Available in two heights, 17" and 26"H, the unit is made of 3/4" solid maple. A built in shelf provides a handy place to store books and papers. Finished with an earth-friendly UV finish. 17"W x 12"D.

ITEM #	HEIGHT	SIZE
AB*	17"H	17"W x 12"D x 17"H
ABH	26"H	17"W x 12"D x 26"H



D03-3612M | WALL CABINET



D06-3612M | WALL CABINET



121-3622M | BASE CABINET



106-3622M | BASE CABINET



103-3622M | BASE CABINET

BASE CABINETS—Constructed of solid hardwood, solid maple and maple veneers. Base cabinets with choice of three styles: door cabinet, door/drawer cabinet or drawer cabinet. Cabinets can be ganged together to create a wall of base cabinets. All cabinets measure 36"W x 22"D x 35"H. They are finished with a chemical resistant, earth-friendly UV finish. Tops and rubber base molding sold separately. Base molding sold by the foot.

BUTCHER BLOCK TOPS—Call for pricing on custom sizes of solid maple tops. Tops are available in 1-3/4" and 2-1/4" thicknesses.

WALL CABINETS—Constructed of solid hardwood, solid maple and maple plywood veneers. Choose from two models: maple veneered solid doors or solid maple framed glass doors. Glass doors feature 3/16" thick safety glass. Cabinets have a lock and two adjustable shelves. They are finished with a chemical resistant, earth-friendly UV finish. Units come in varying widths and are 12"D x 30"H.

ITEM #	PRODUCT
121-3622M	Drawer Base Cabinet
106-3622M	Door/Drawer Base Cabinet
103-3622M	Door Base Cabinet
D03-3012M	30"W Solid Double Doors - Wall
D03-3612M	36"W Solid Double Doors - Wall
D03-4212M	42"W Solid Double Doors - Wall
D03-4812M	48"W Solid Double Doors - Wall
D06-3012M	30"W Glass Double Doors - Wall

ITEM #	PRODUCT
D06-3612M	36"W Glass Double Doors - Wall
D06-4212M	42"W Glass Double Doors - Wall
D06-4812M	48"W Glass Double Doors - Wall
100283	Rubber Base Molding per foot
247866	1-3/4" Maple Top (38"W x 24"D)
229717	1-3/4" Maple Top (74"W x 24"D)
240297	2-1/4" Maple Top (38"W x 24"D)
247867	2-1/4" Maple Top (74"W x 24"D)



surface options



For Grade Schools or Lecture Areas

1-1/4" ARP HIGH PRESSURE PLASTIC LAMINATE

Widely used for student science tables. It offers an excellent work surface that wears exceptionally well under normal use. It is superior resistance to scratching, with limited resistance to high temperatures and severe chemicals. Top construction consists of permanently bonding a .050 thick sheet of ARP High Pressure Laminate to a 45 lb. density industrial grade particle board core, bottom is covered with a .040" thick brown phenolic backer sheet to properly balance the resulting panel, maximizing it's resistance to warping. Technical data: exceeds 1800 wear cycles and 66 inches impact resistance. Edges of top are finished with vandal resistant T-molding. Corners have 1-3/4" radius. COLOR: BLACK.



For Middle Schools or for Use with Milder Chemicals

1-1/4" CHEMGUARD™

Incorporates the decorative features of high pressure laminate into a durable, chemical resistant surfacing material. Tests prove ChemGuard™ has outstanding chemical resistance, plus significantly better NEMA wear value than competitive laminates. A 3mm PVC molding is applied with heat sensitive adhesive to create an attractive waterproof and durable edge. COLOR: BLACK.



For High School and Above with Low Temperature Use

1" PHENOLIC RESIN

Composite thermo-fused under heat and pressure to form a solid black chemical resistant composite throughout the entire thickness of the top. It is designed for use as counter tops, pegboards and reagent racks. Phenolic Resin will not stain or etch when exposed to most chemicals or solvents. Phenolic Resin exhibits no effect with subjected to these common laboratory chemicals: Nitric Acid 30%, Acetic Acid 98%, Hydrofluoric Acid 48%, Sulfuric Acid 33%, Methyl Ethyl Ketone, Phosphoric Acid 85% and others. Do not use with high temperatures. Exposed edges and corners are finished with a 1/8" bevel. COLOR: BLACK.



For High School and Above with Gas and Other Heat Producing Processes

1" SOLID EPOXY RESIN

Impervious to normal laboratory chemicals and heat. It's monolithic composition eliminates the possibility of swelling, lamination issues, and exposure of the substrate. It's soft, low glare surface is simple to clean. Solid Epoxy Resin exhibits no effect when subjected to these common laboratory chemicals: Nitric Acid 70%, Acetic Acid (glacial), Hydrochloric Acid 20%, Sulfuric Acid 60%, Methyl Alcohol, Toluene, Benzene, and others. Solid Epoxy Resin is solid, homogeneous, molded from modified epoxy resins, completely oven cured during processing. It is extremely durable and completely impervious to moisture. Do ot use with dry ice. Exposed edges and corners are finished with a 1/8" bevel. COLOR: BLACK.



1-3/4" AND 2-1/4" HARD MAPLE

Constructed from select northern maple, maximum length laminated strips, and finished with sealer and multiple coats of lacquer. Used in four-station workbenches, wall benches, and heavy-duty workbenches. Let's add a note on the maple tops. "Maple tops are a natural wood product that swells and contracts with humidity and dryness. These tops need to be in climate controlled rooms and should not have heat blowing directly on them. They also should not be covered with plastic as they need to breath. These tops can split in dry conditions and "heal" themselves when the climate is controlled. The large tops (64" x 54") have rods in the top and can split because of their size. In the circumstances where the large tops split, the first coarse of action should be to tightened the nuts on the rods. In most cases that fixes the top.



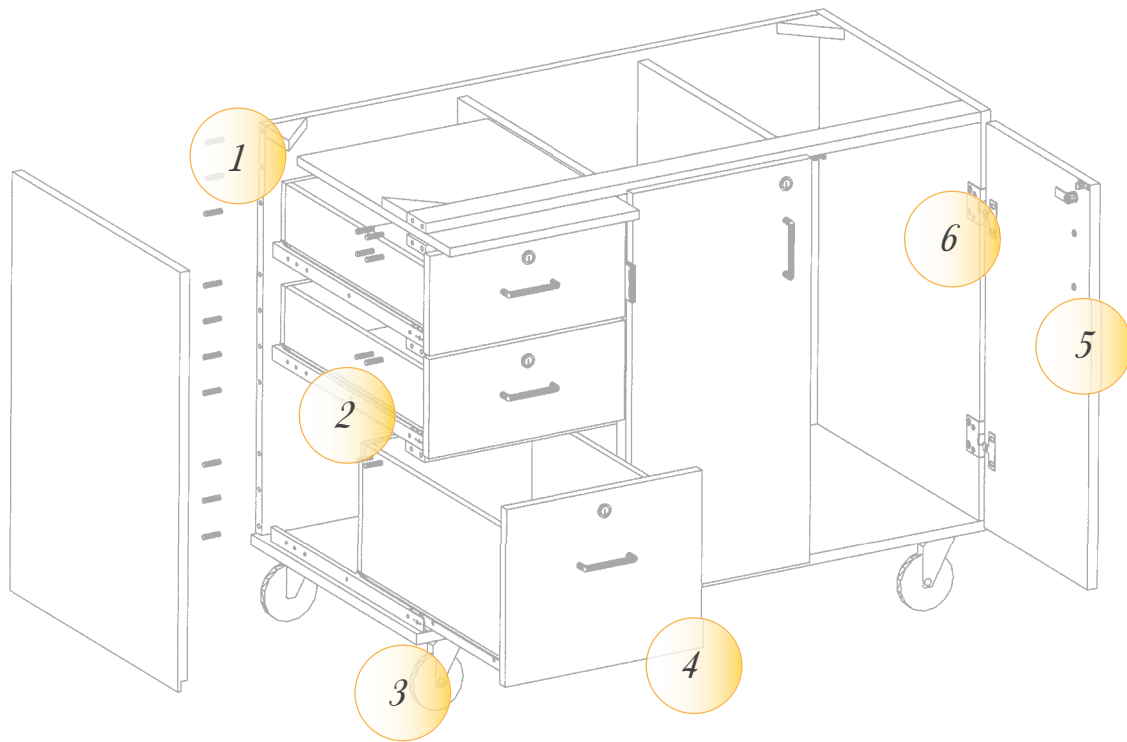
2" STEEL CAPPED

Heavy-gauge steel top, folded all four sides, corners welded and ground smooth over a solid core. Used in metalworking, heavy-duty, and machine shop benches.


GALVANIZED STEEL

(Not Shown) 18 gauge galvanized steel is wrapped over a plywood backing. The edges are folded down, but are NOT welded. Galvanized steel is ideal for wet work areas.

cabinet construction



- 1 CABINETS CONSTRUCTED OF SOLID OAK, AND HARDWOOD VENEERS USING DOWEL CONSTRUCTION
- 2 DRAWER GLIDES ARE EPOXY COATED, AND HAVE 100 LB. CAPACITY
- 3 UNITS WITH CASTERS HAVE FOUR 4" HEAVY DUTY SWIVEL CASTERS WITH BRAKES
- 4 DRAWER FEATURE FULL DOVETAIL CONSTRUCTION. DRAWER FRONTS ARE OAK VENEERS WITH SOLID OAK EDGE BANDING
- 5 DOORS ARE CONSTRUCTED OF OAK PLYWOOD WITH SOLID OAK EDGE BANDING
- 6 HINGES ARE FIVE KNUCKLE INSTITUTIONAL AND DOORS AND DRAWERS HAVE LOCKS







address 300 S Krueger Street - Suring, WI 54174

phone 877.348.9663 / 920.842.2136

fax 920.842.2499

e-mail info@diversifiedwoodcrafts.com

web www.diversifiedwoodcrafts.com / www.shainsolutions.com

facebook www.facebook.com/divwoodcrafts

youtube www.youtube.com/divwood
