



# CERTWOOD



## 'StorSystem'

Adaptable Storage Solutions  
Incorporating **Glide & Tilt**®

### PRODUCT BROCHURE



Manufactured and stocked in the UK



Supplied from Stock in USA




Supplied throughout the World



Approved cfg manufacturer \*\*



# Certwood 'StorSystem' Storage Trays



- A totally co-ordinated range of shatterproof storage trays combining strength, durability and design detailing.
- Available in five tray sizes and 2 lid sizes
- Shatterproof solid colour trays manufactured from 'High impact Polystyrene' HIPS
- Shatterproof glass clear and tinted trays manufactured from Acrylonitrile/Butadiene/Styrene 'ABS'
- Available as Standard Width SW 312mm wide 'Industry standard tray width' and Extra Wide EW 469mm wide trays, in a comprehensive range of colours
- Dual labelling system
- Smooth Internal surfaces
- Stackable using lids



COLOUR	REF	PRODUCT	PRODUCT
Solid Colour – Hips		SW – Standard Width	EW– Extra Wide A3
Pastel Blue	NB	Single, Double	
Pastel Cool Grey	NC	Single, Double	
Pastel Green	NG	Single, Double	
Pastel Lilac	NL	Single, Double	
Pastel Orange	NO	Single, Double	
Pastel Yellow	NY	Single, Double	

Primary Red	PR	Single, Double, Quad	Single, Double
Primary Yellow	PY	Single, Double, Quad	Single, Double
Primary Blue	PB	Single, Double, Quad	Single, Double
Primary Green	PG	Single, Double, Quad	Single, Double
Light Grey	LG	Single, Double, Quad	Single, Double
CFG Burgundy Red	BR	Single, Double	Single
CFG Dark Blue	BU	Single, Double	Single
CFG Jade Green	GN	Single, Double	Single
CFG Dark Grey	DG	Single, Double, Quad	Single, Double

Clear & Tints – ABS			
Clear	CL	Single, Double, Quad, Lid	Single, Double, Lid
Tinted Blue	TB	Single, Double	Single, Double
Tinted Green	TG	Single, Double	Single, Double
Tinted Pink	TP	Single, Double	



## Perfect Pastel Range



SW Tray Lid  
CE1960CL – 312 x 425 x 10mm



SW Single Depth  
CE1950\_ \*\_ – 312 x 425 x 77mm



SW Double Depth  
CE1952\_ \*\_ – 312 x 425 x 157mm



SW Quad Depth  
CE1954\_ \*\_ – 312 x 425 x 300mm

Reversible trays allowing the use of either a ticket window labelling system or 'Easy Peel' area for larger sticky labels.

When ordering trays please refer to colour codes on the right. e.g When ordering Primary Red, SW single depth tray – Code reference CE1950PR.



EW A3 Tray Lid  
CE1970CL – 469 x 425 x 10mm



EW A3 Single Depth  
CE1956\_ \*\_ – 469 x 425 x 77mm



EW A3 Double Depth  
CE1958\_ \*\_ – 469 x 425 x 157mm





# GLIDE & TILT®

## Structural Runner

## Panel Runner



A pioneering design, the **Glide & Tilt®** Tray Runner System with integrated "Arrestor & Tilt" feature holds the tray in an angled open position making easy access and clear display of the tray contents. The **Glide & Tilt®** Runner holds the tray and stops it from falling out of the unit and yet a simple manoeuvre allows easy removal if required.

There are 2 types of runner. The **Glide & Tilt®** Structural Runner, available as a Triple or Single module, has been designed as a structural element for use with metal frames.

The **Glide & Tilt®** Panel Runner is used within carcass units and has been designed to replace existing MDF or wood runners. There is no need to change carcass dimensions as these runners are a direct replacement.

Either of the runners offers complete flexibility, there is no limit to the combination of trays that can be used within any storage unit. Both types are moulded from "Super Tuff" ABS for strength and durability and designed to suit both Standard Width (SW) 312mm wide trays and the Extra Wide (EW) A3 469mm width tray in all depths.

For more information and technical data please call **0044 (0)1582 456 955**

The Certwood **Glide & Tilt®** Tray Runner system is protected by the following Patents and Design Applications:

**Community Design 000659230, 001744624-0001 & 001744624-0002, US Design Patent D600948, Canadian Design Application 121660, UK Patent 2442935, US Patent Application 11/874793, Canadian Patent Application 2605509**



### Metal:

Colour	Code
Light Grey Triple	CE0003
Dark Grey Triple	CE0004
White Triple	CE0005

### Metal:

Colour	Code
Light Grey Single	CE0003S
Dark Grey Single	CE0004S
White Single	CE0005S

### Wood:

Colour	Code
Beige with <b>Glide &amp; Tilt®</b> stop	CE0010
Also available without <b>Glide &amp; Tilt®</b> stop	
Beige without <b>Glide &amp; Tilt®</b> stop	CE0011

# Wooden 'StorSystem' Storage SW – Standard Width Trays



All units (except midi and maxi units) incorporate the unique **Glide & Tilt**® Tray Runner System allowing the trays to stop in an angled open position without falling out of the unit making for easy access and viewing. Yet a simple manoeuvre easily removes the tray from the units.

- Constructed from high performance Pearwood finish melamine-faced chipboard 'MFC' and edged with high impact resistance PVC edging.
- Incorporating the patented **Glide & Tilt**® Tray Runner System.
- Manufactured to BS:5873 part 4 for strength and stability.
- Housing the standard Width SW 312mm wide Storage Trays.
- Midi & Maxi box storage unit trays sit on shelves.
- Supplied mobile with fitted castors (except for 36 tray unit which is fitted with feet).
- Choice of tray sizes and colour combination.
- Designed for continuous work surface option when units of similar height are located together.

**GLIDE & TILT**®





**SW 6 Tray Wooden Unit**  
Code: CE0086  
Size: W 350 x H 670 x D 475



**SW 12 Tray Wooden Unit**  
Code: CE0124  
Size: W 680 x H 670 x D 475



**SW 18 Tray Low Wooden Unit**  
Code: CE0087  
Size: W 1011 x H 670 x D 475



**SW 9 Tray Wooden Unit**  
Code: CE0083  
Size: W 350 x H 945 x D 475



**SW 18 Tray Tall Wooden Unit**  
Code: CE0084  
Size: W 680 x H 945 x D 475



**SW 27 Tray Wooden Unit**  
Code: CE0085  
Size: W 1011 x H 945 x D 475



**SW Maxi Tall**  
Code: CE2110  
Size: W 680 x H 1110 x D 475



**SW Maxi Low**  
Code: CE2111  
Size: W 1011 x H 780 x D 475



**SW 36 Tray Wooden Unit**  
Code: CE0091  
Size: W 1011 x H 1270 x D 475



**SW Midi Tall Unit**  
Code: CE2105  
Size: W 1011 x H 985 x D 475



**SW Midi Low Unit**  
Code: CE2107  
Size: W 1011 x H 670 x D 475



# Wooden 'StorSystem' Storage EW – Extra Wide A3 Trays



All units (except midi and maxi units) incorporate the **Glide & Tilt**® Tray Runner System allowing the trays to stop in an angled open position without falling out of the unit making for easy access and viewing. Yet a simple manoeuvre easily removes the tray from the unit when required.

- Constructed from high performance Pearwood finish melamine-faced chipboard 'MFC' and edged with high impact resistance PVC edging.
- Manufactured to BS:5873 part 4 for strength and stability.
- Incorporating the patented **Glide & Tilt**® Tray Runner System.
- Housing the Extra Wide EW 469mm wide storage Trays.
- Midi & Maxi box storage unit trays sit on shelves.
- Supplied mobile with fitted castors (except for EW Midi Tall which is fitted with feet).
- Choice of tray sizes and colour combination.
- Designed for continuous work surface option when units of similar height are located together.



**GLIDE & TILT**®





**EW 6 Tray Wooden Unit**

Code: CE2304

Size: W 510 x H 670 x D 475



**EW 12 Tray Wooden Unit**

Code: CE2306

Size: W 1000 x H 670 x D 475



**EW 9 Tray Wooden Unit**

Code: CE2309

Size: W 510 x H 945 x D 475



**EW 18 Tray Wooden Unit**

Code: CE2310

Size: W 1000 x H 945 x D 475



**EW Midi Tall Unit**

Code: CE2312

Size: W 1000 x H 1270 x D 475



**EW Midi Low Unit**

Code: CE2311

Size: W 1000 x H 670 x D 475

# Metal 'StorSystem' Storage SW – Standard Width Trays



All units incorporate the unique **Glide & Tilt**® Tray Runner System allowing the trays to stop in an angled open position without falling out of the unit making for easy access and viewing. Yet a simple manoeuvre easily removes the tray from the units.

- Front and rear frames manufactured from 25mm square metal tube with epoxy powder coated finish. **Glide & Tilt**® Structural Tray Runners are moulded from ABS and the formed metal top is epoxy powder coated.
- Incorporating the patented **Glide & Tilt**® Tray Runner system.
- Manufactured to BS:5873 part 4 for strength and stability.
- Housing the standard Width SW 312mm wide Storage Trays.
- Single height units fitted with 75mm heavy duty rubber tyred castors.
- All tall units fitted with adjustable feet.
- Choice of tray sizes and colour combination.
- Frame colours available in White, Light Grey and Dark Grey.



**GLIDE & TILT**®





**SW 6 Tray**

Code: CE2100

Size: W 400 x H 740 x D 455



**SW 12 Tray**

Code: CE2101

Size: W 750 x H 740 x D 455



**SW 18 Tray Low**

Code: CE2106

Size: W 1100 x H 740 x D 455



**SW 9 Tray**

Code: CE2097

Size: W 400 x H 1035 x D 455



**SW 18 Tray Tall**

Code: CE2102

Size: W 750 x H 1035 x D 455



**SW 27 Tray**

Code: CE2103

Size: W 1100 x H 1035 x D 455



**SW 36 Tray Tall**

Code: CE2090

Size: W 730 x H 1910 x D 455

Only available with adjustable feet



**SW 54 Tray Tall**

Code: CE2091

Size: W 1080 x H 1910 x D 455

Only available with adjustable feet



**SW Trolley 1**

Code: CERT 16

Size: W 750 x H 1035 x D 455



**SW Trolley 2**

Code: CERT 17

Size: W 1100 x H 1035 x D 455

# Metal 'StorSystem' Storage EW – Extra Wide A3 Trays



All units incorporate the unique **Glide & Tilt**® Tray Runner System allowing the trays to stop in an angled open position without falling out of the unit, making for easy access and viewing. Yet a simple manoeuvre easily removes the tray from the units when required.

- Front and rear frames, manufactured from 25mm square metal tube with epoxy powder coated finish. **Glide & Tilt**® Structural Tray Runners are moulded from ABS and the formed metal top is epoxy powder coated.
- Incorporating the patented **Glide & Tilt**® Tray Runner system.
- Manufactured to BS:5873 part 4 strength and stability.
- Housing the extra wide EW 469mm wide Storage Trays.
- Single height units fitted with 75mm heavy duty rubber tyred castors as illustrated opposite.
- All tall units fitted with adjustable feet as illustrated opposite.
- Choice of tray size and colour combination.
- Frame colours available in White, Light Grey and Dark Grey.



**GLIDE & TILT**®





**EW 6 Tray**  
Code: CE2300  
Size: W 550 x H 740 x D 455



**EW 12 Tray**  
Code: CE2302  
Size: W 1060 x H 740 x D 455



**EW 9 Tray**  
Code: CE2301  
Size: W 550 x H 1035 x D 455



**EW 18 Tray**  
Code: CE2303  
Size: W 1060 x H 1035 x D 455



**EW 18 Tray Tall**  
Code: CE2319  
Size: W 525 x H 1910 x D 455

Only available with adjustable feet

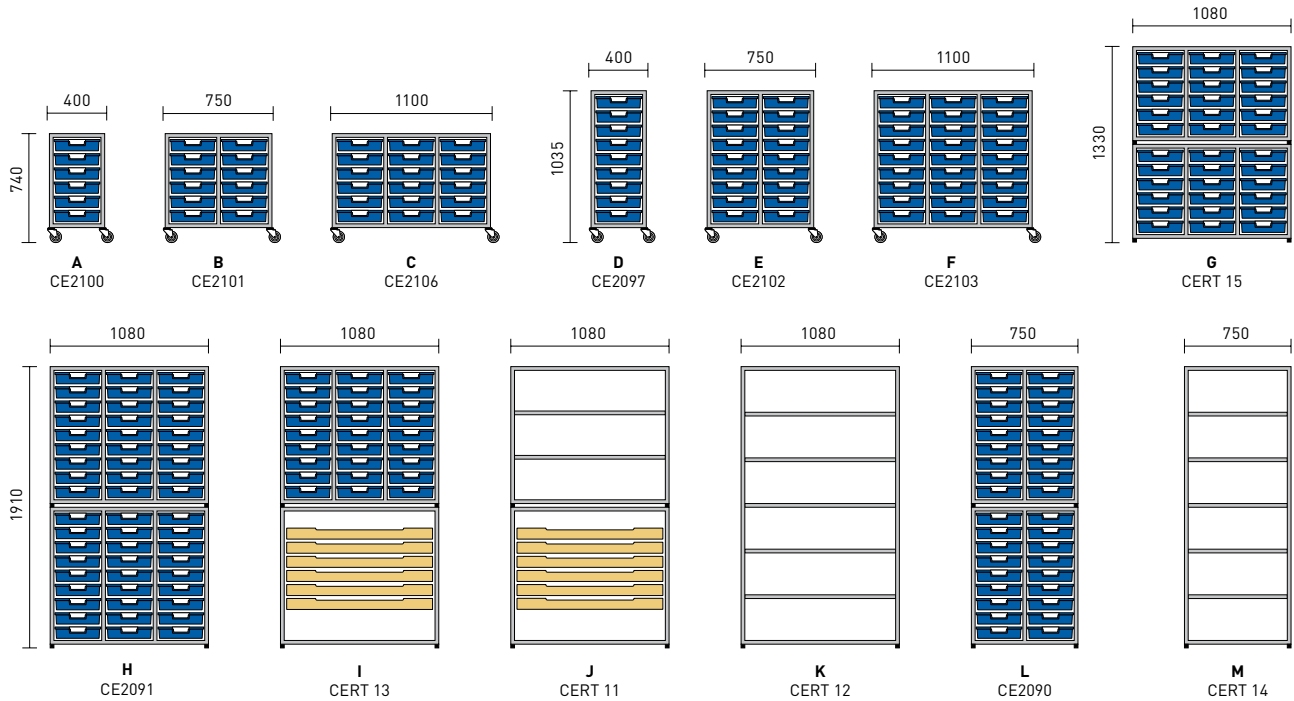


**EW 36 Tray Tall**  
Code: CE2320  
Size: W 1035 x H 1910 x D 455

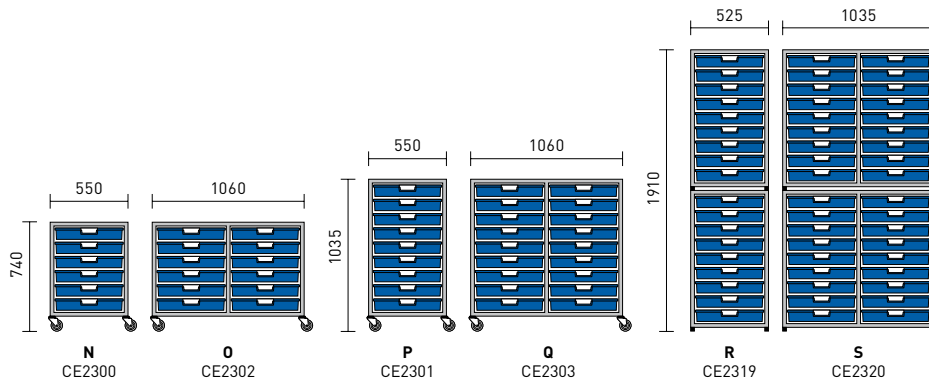
Only available with adjustable feet

# Ready2Go™ StorSystem 'Science Range'

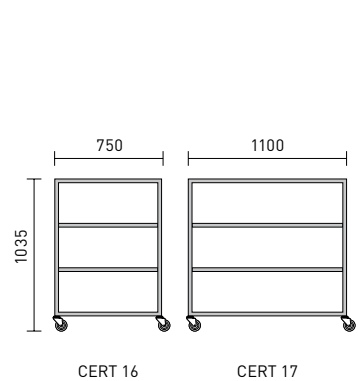
## SW RANGE



## EW RANGE



## TROLLEYS



- All units are supplied fully assembled complete with trays of your choice ready to go and incorporate the **Glide & Tilt®** System.
- Manufactured to the same high specification as those shown on pages 10-13.
- Different Tray combination available to your choice.
- All tall units are fitted with adjustable feet. Low units are fitted with 75mm rubber tyred castors.
- Trolleys are fitted with 2 adjustable shelves.
- Frame colours available in White, Light Grey and Dark Grey.



Note: Dimensions shown are overall size

# DesignaRak™

## Create your own StorSystem

The range consists of tray units, open shelf units and wide drawer units. Any units of the same width can be stacked and the storage elements within the units can be tailored to suit specific needs.

Tray units can be specified with any combination of tray depth and colours. The SW range is available in 3 different depths and the EW range in 2 depths, see pages 02/03. Single width shelves can replace trays in any of the SW tray units. The open shelf units types T and U have 2 adjustable shelves but additional shelves can be added if required.

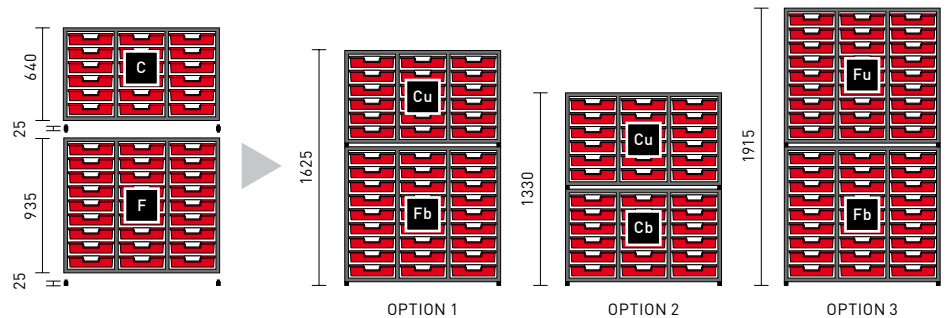
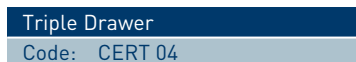
### How to specify your BuiltUp Storage

1. Choose a unit from the SW or EW range below for the base unit. For example – unit F would become unit Fb as shown in the diagram. Adding a b to the unit code identifies it as a base unit, supplied with adjustable feet.
2. Choose a second unit of the same width to stack on top of your base unit. For example – unit C would become unit Cu as shown in the diagram. Adding a u to the unit code identifies it as an upper unit, supplied with frame connectors.
3. Choose your combination of tray types and or shelves to suit your requirements. Each tray position takes a Single Depth Tray, the Double Depth Tray takes 2 Single Tray positions and the Quad Tray takes 4 Single Tray positions.

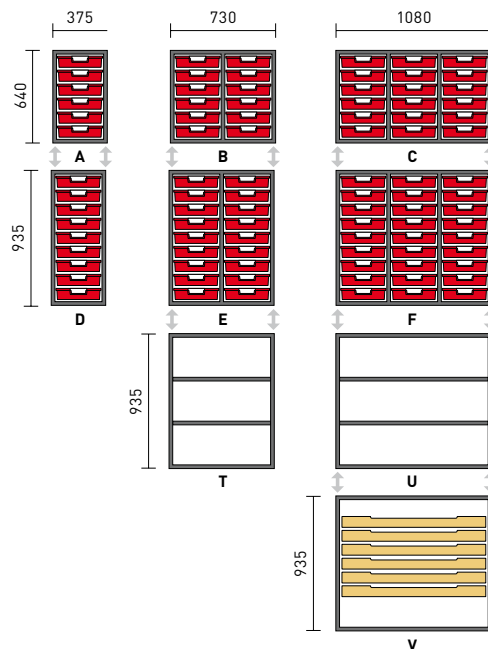
As shown in the diagram, 3 different heights of BuiltUp units can be specified from the 2 units shown, each housing different numbers of tray positions. It is recommended that the maximum height of a BuiltUp unit is 1910 mm (option 3 plus feet) as shown in the diagram and they are fixed back to back or to the wall.

All the Metal units throughout the catalogue are compatible and incorporate the **Glide & Tilt®** System.

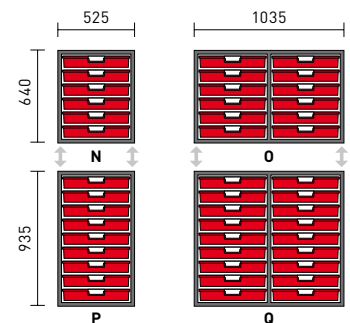
### ACCESSORIES



### SW STORAGE



### EW STORAGE



# RollaTray™



- Store, Stack and Roll.
- Practical storage for everything that needs a home.
- Roll it where you need it.
- Ideal for the Classroom, Storeroom, Teacher and Pupil.
- Stores all your resources and looks good too.
- Available in 4 primary colours and clear.
- Each RollaTray consists of 5 Storage trays.
- 3 different sizes – one Quad, one Double and three Single.
- Each tray includes a different pair of StorTray inserts (5 versions – 2 per tray) and a tray lid.
- The larger trays allow space below the inserts to store other items.
- The bottom Quad tray is fitted with rubber tyre wheels.




Colour	Code	Dimensions (mm)
Blue	CE1965PB	312 x 425 x 715
Green	CE1965PG	312 x 425 x 715
Yellow	CE1965PY	312 x 425 x 715
Red	CE1965PR	312 x 425 x 715
Clear	CE1965CL	312 x 425 x 715





# Storage Trays Accessories



Storseat combines either a double depth or quad depth SW tray with a fully upholstered cushioned seat. Trays and upholstered seats available in a range of colours, the Quad can also be fitted with castors ref CE1954CS. Ideal for nursery and primary use, providing seating and storage in one unit.

Metal frame connectors enable metal units of the same width to be stacked. Single tray runners moulded in Copolymer Polypropylene.

	Product	Code	Dimensions (mm)
A	Storseat Tall – Quad Depth	CE2000	312 x 425 x 350
A	Storseat Medium – Double Depth	CE2001	312 x 425 x 207
B	Ticket Window	CE1962CL	–
C	Upholstered Seat for SW Tray	CE1954US	312 x 425 x 50
D	Filing Frame	CERT 07	312 x 425 x 25
E	4 Division Stortray	CE4003	286 x 200 x 60
F	3 Division Long Stortray	CE4002	286 x 200 x 60
G	3 Division Stortray	CE4001	286 x 200 x 60
H	2 Division Stortray	CE4000	286 x 200 x 60
I	Single Division Stortray	CE4004	286 x 200 x 60
J	Tray Lid Security Clips – Set of 4	CE4100	–
K	Set of Castors for Quad Tray	CE1954CS	50mm
L	Set of Metal Frame Connectors	CE2092	–
M	Tray Runners (Beige)	CE3000	–
	Tray Runners (Light Grey)	CE3003	–
	Tray Runners (Dark Grey)	CE3002	–



# MediStor™

## StorSystem – Medical Storage Range



All units incorporate the unique **Glide & Tilt®** Tray Runner System allowing the trays to stop in an angled open position without falling out of the unit making for easy access and viewing. Yet a simple manoeuvre easily removes the tray from the units.

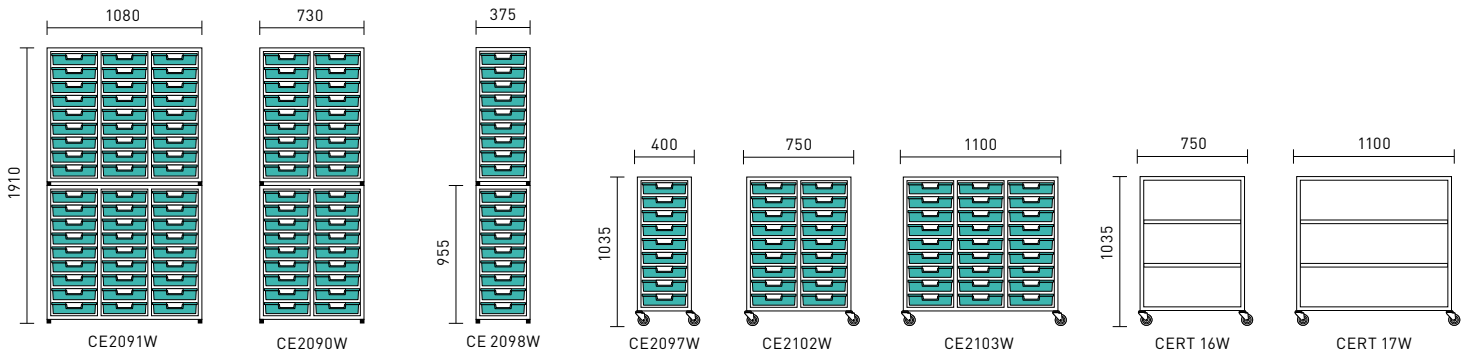
- Front and rear frames manufactured from 25mm square tube with epoxy powder coated finish. **Glide & Tilt®** Structural Tray Runners are moulded from ABS and the formed metal top is epoxy powder coated.
- Incorporating the patented **Glide & Tilt®** Tray Runner system.
- Manufactured to BS:5873 part 4 for strength and stability.
- Housing the standard Width SW 312mm wide and extra wide EW 469mm wide storage trays.
- Fitted with clear or tinted trays.
- Choice of tray sizes and colour combination.
- Solid colour trays available as an alternative.
- Single height units fitted with 75mm heavy duty rubber tyred castors.
- All tall units fitted with adjustable feet.



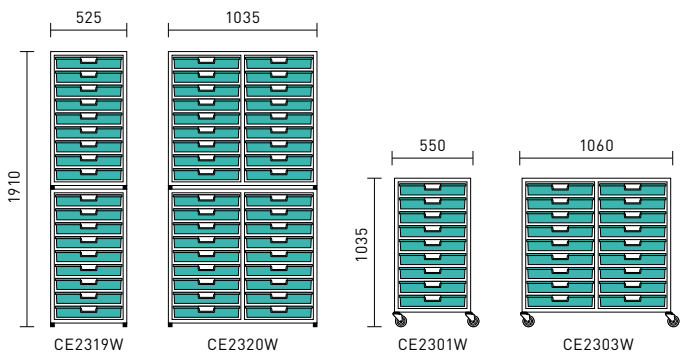
**GLIDE & TILT®**



## SW STORAGE RANGE



## EW STORAGE RANGE



## ACCESSORIES



Handle  
Code: CERT 05W



Buffers  
Code: CERT 08




**KEY**

- CERTWOOD HEAD OFFICES
- CERTWOOD WORLD CUSTOMERS

**Certwood Limited is an ISO 9001 Quality Approved Manufacturer.**

Our process and operational procedures are inspected yearly by British Standard test houses. Certwood consistently achieve 'zero defect' world class supplier status. In particular, Certwood were the first UK company to achieve BS:5873 [1998] Part 4 approval for its plastic storage trays.

Product details in this brochure are correct at time of printing. Products may be subject to change due to continuing product development.



\*\* Tendered through OJEU ( Official Journal of the European Union ) to comply with the EU Procurement Directive 2004/18/EC & The Public Contract Regulations 2006.

**UK** Certwood Limited, Laporte Way, Luton, Bedfordshire LU4 8EF United Kingdom  
 Telephone: +44 (0)1582 456955 Facsimile: +44 (0)1582 485855 Email: sales@certwood.com

**USA** Certwood Limited, 'ODC' 110 Main Street, Wintersville, Ohio 43953 USA  
 Telephone: 740 317 8247 Facsimile: +44 (0)1582 485855 Email: sales@certwood.com

Visit our website at:

**www.certwood.com**